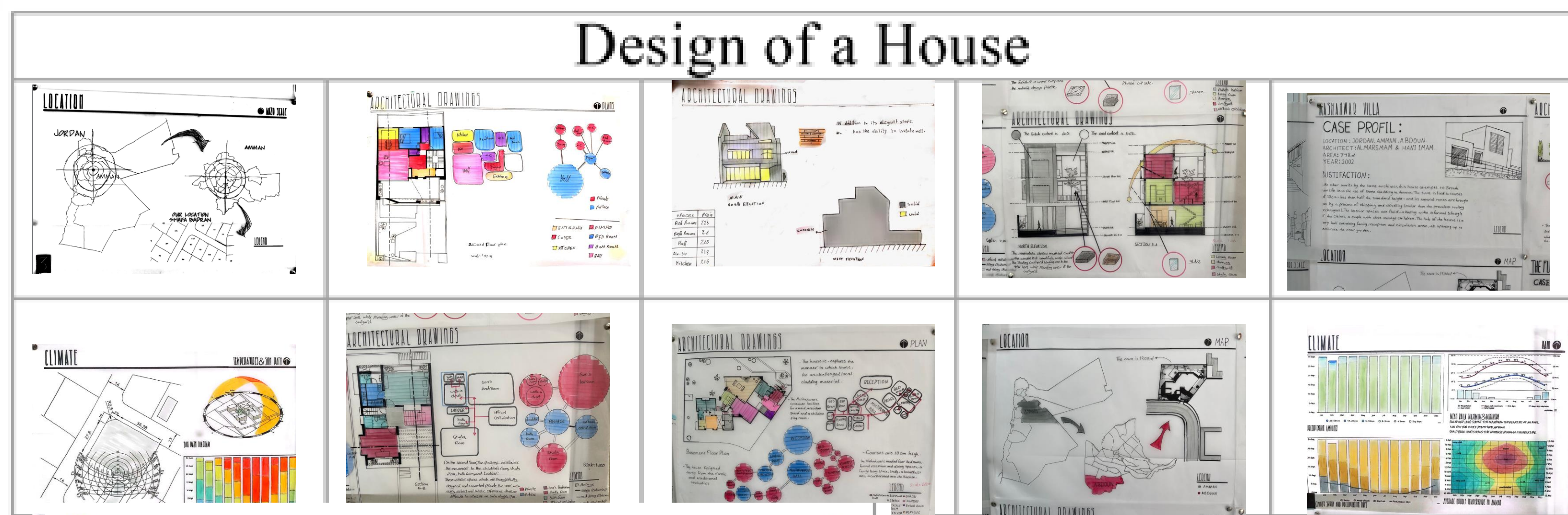


**PHASE 01: ANALYSIS PHASE**

- Understand the nature of your design projects.
- Employ primary methods of data collection and analysis to inform all aspects of the programming and design process.
- Classify and explain the related topics to your design developments projects.
- List the principles and design strategies of your projects design.
- Define the requirements, factors, and regulations that influence your design project.
- Select, analyze, and critique design precedents by choosing and analyzing case studies.
- Define, analyze, review, and criticize different design themes and strategies to compose architectural design programs for your design project
- Select one design theme and strategy to adapt it through over the design project time,
- Generate architectural design programs,
- Recognize and analyze the site forces, context, and urban spatial structure,
- Identify site boundaries and environmental contexts and identify the principles of climatic considerations, energy consumption and efficiency in creative design.
- Develop co-operative teamwork skills.
- Transfer the knowledge that gained in the first year of architectural program into tools that can help to design architectural spaces, forms, with specific functions.

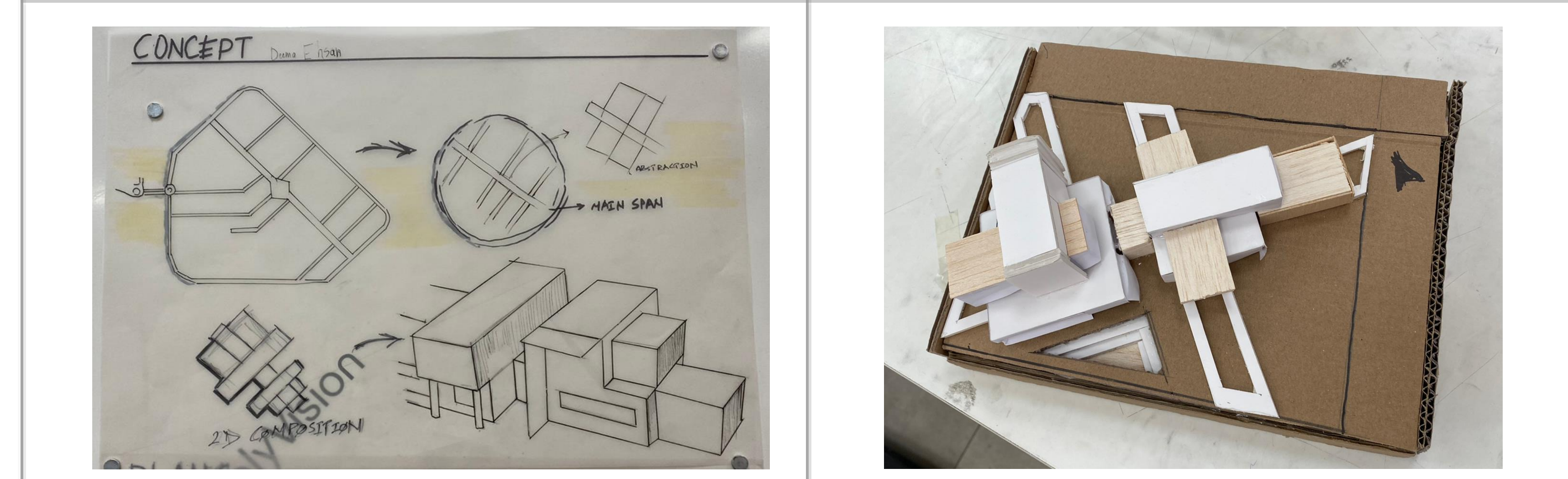
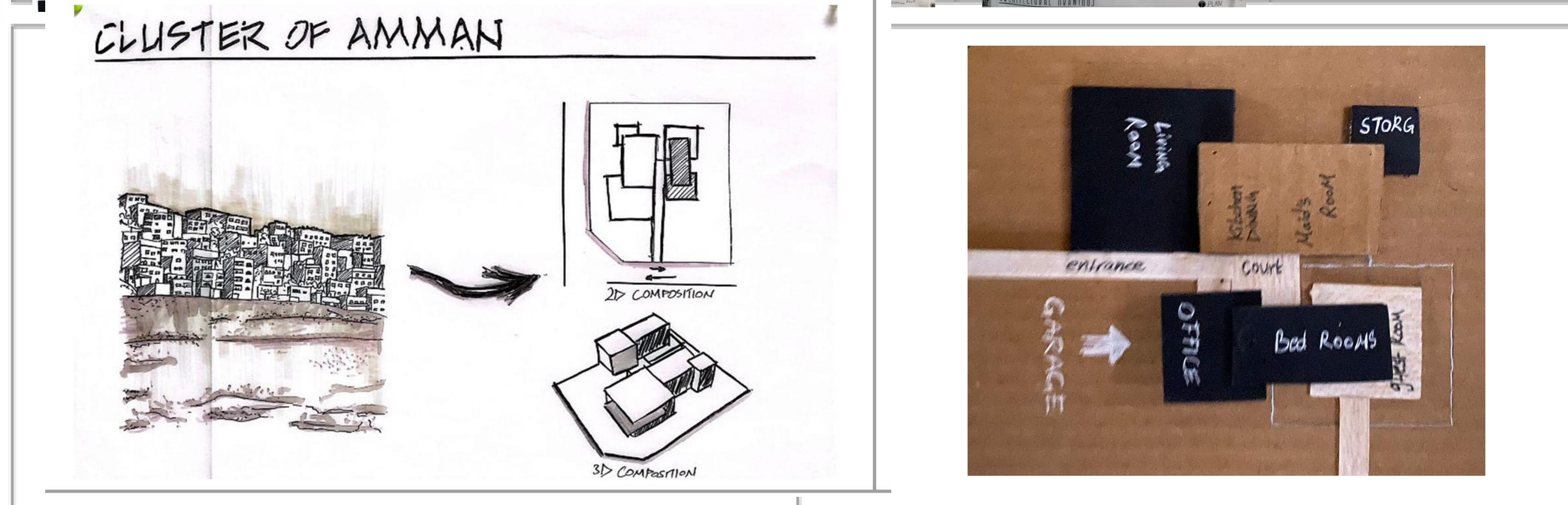


**Students Hub**



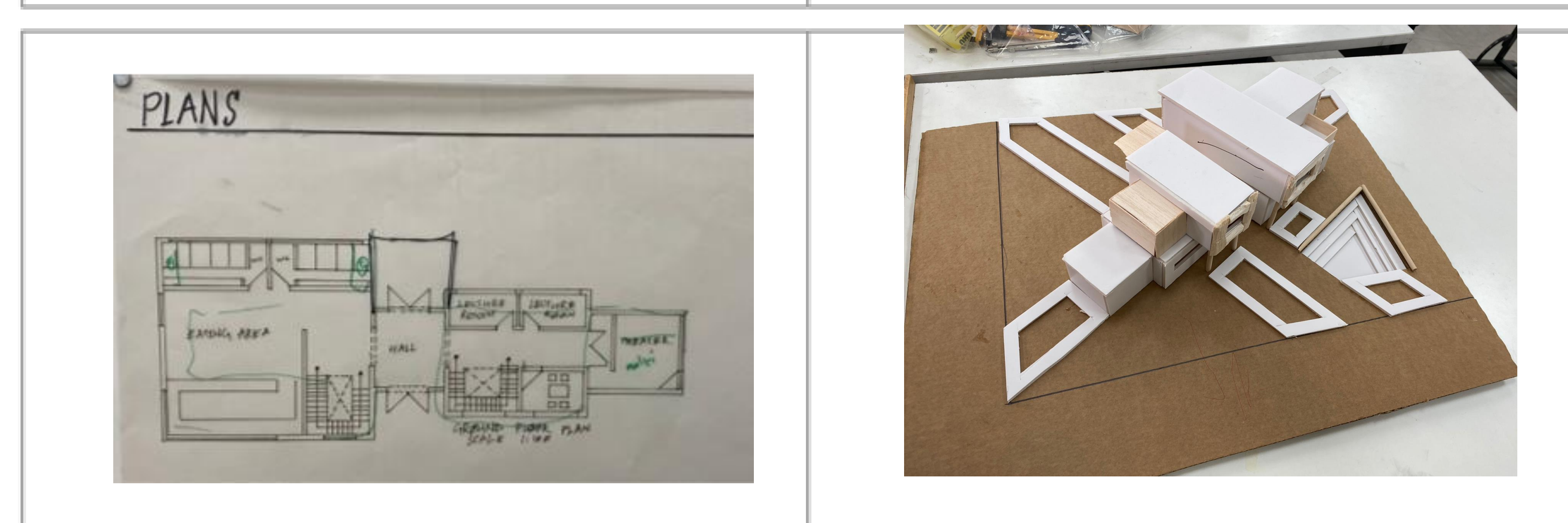
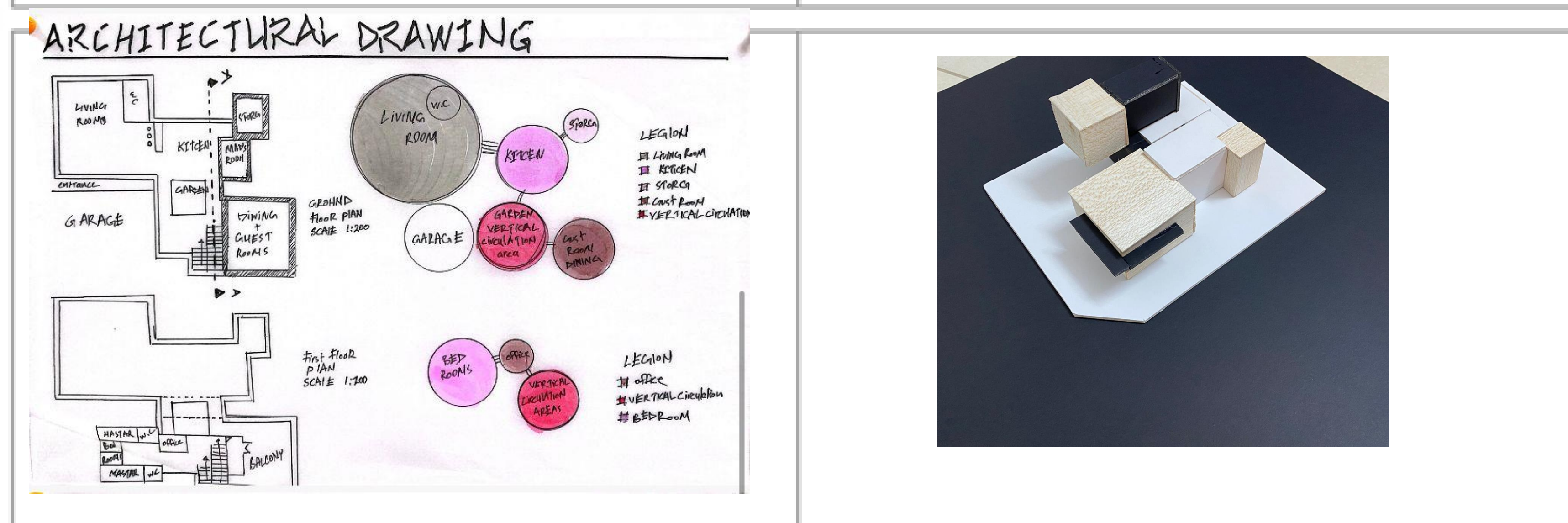
**PHASE 02: CONCEPT PHASE**

- Develop graphical thinking and communication skills in interpreting the design concept into spatial experience as it relates to your project design.
- Define strategies for problem-solving, conceptual development and poetic expression at all levels of the design processes of a building complex.
- Adapt critical thinking design processes by using inductive, deductive and abductive reasoning; and using analysis synthesis design cycle to structure the design knowledge and create three different conceptual design.
- Apply site analysis findings and buildings code to proper design concerning all environmental contexts: natural and man-made, in a positive contribution to them.
- Apply basic organizational, spatial, structural, and constructional principles to the conception and development of interior and exterior spaces, building elements, and components to develop three different conceptual and spatial design and models.
- Elaborate the conceptual, intellectual design that addresses issues and opportunities at the project scale, and critically synthesis the site conditions toward the development of innovative spatial experience. Define the in/out spaces and their relations to buildings.



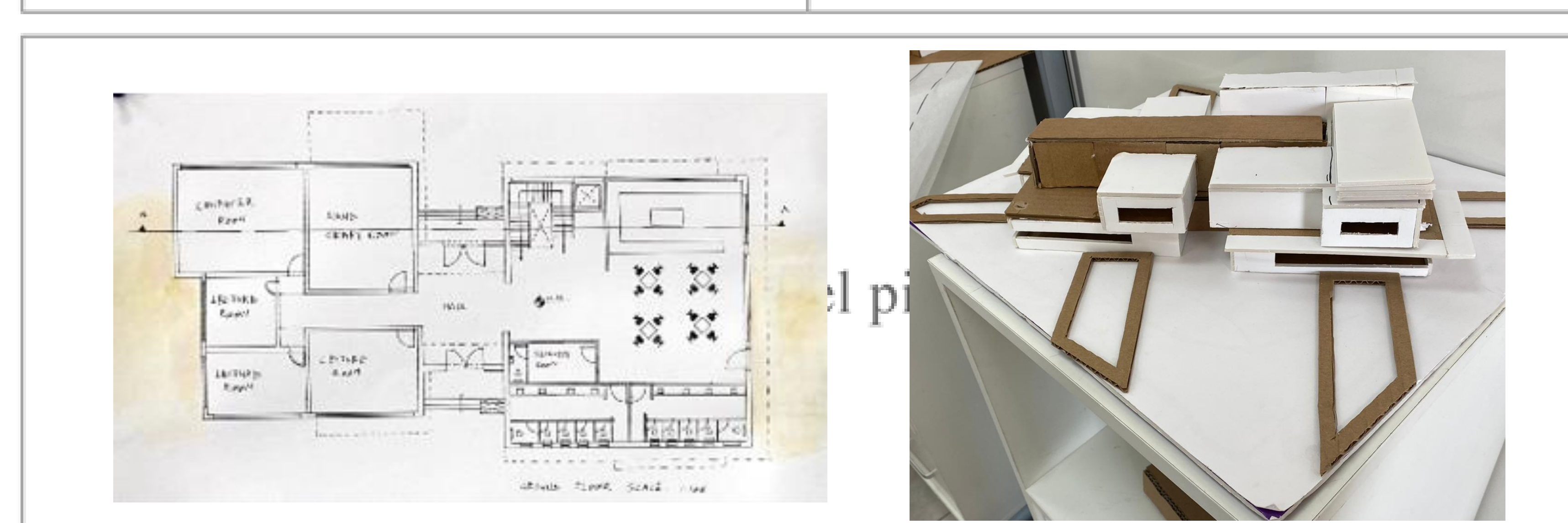
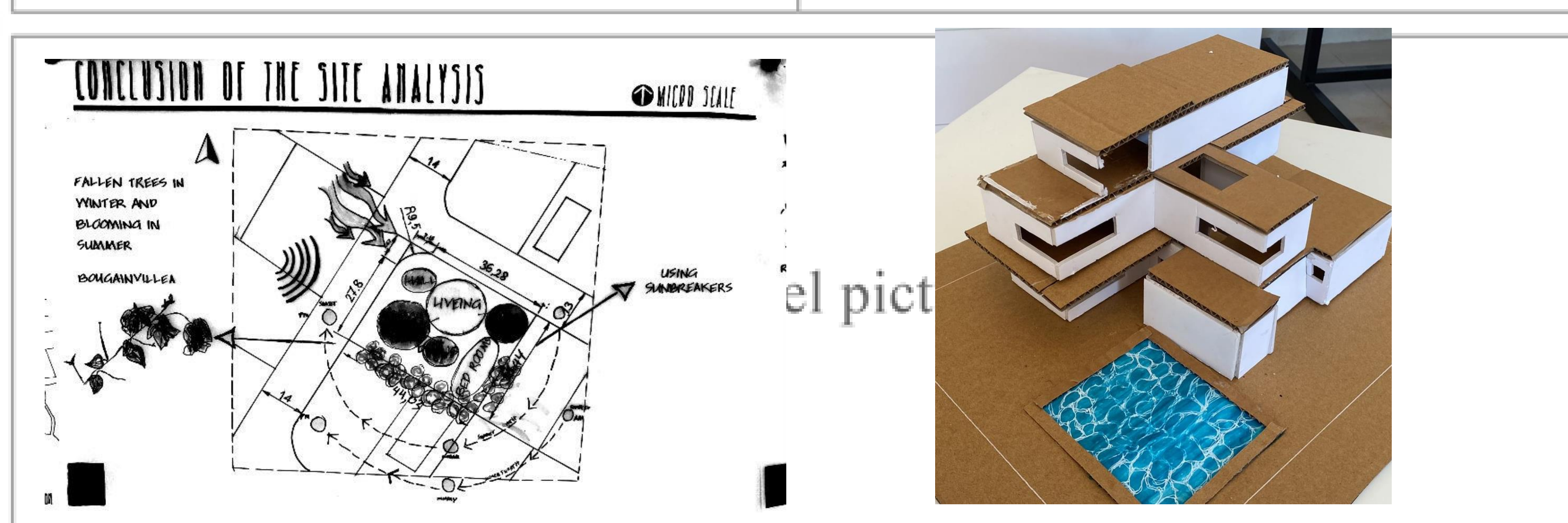
**PHASE 03: DESIGN DEVELOPMENT**

- Chose one design concept and developed it to more architectural details.
- Convert complex projects program into appropriate design forms using proper systems.
- Combine all previous knowledge to improve and develop the conceptual design.
- Apply the environmental considerations into design projects; for example, material selection, life cycle impacts, energy needs, orientation, local specific environmental concerns (if any).
- Solve different circulation systems (Vehicles, users circulation - indoor and outdoor).
- Deal with internal designs, indoor/outdoor spaces, spatial compositions and relationships, building codes, elevations, functions, forms, ....etc.
- Design the structural systems and construction technology.
- Respect all alternatives solutions.



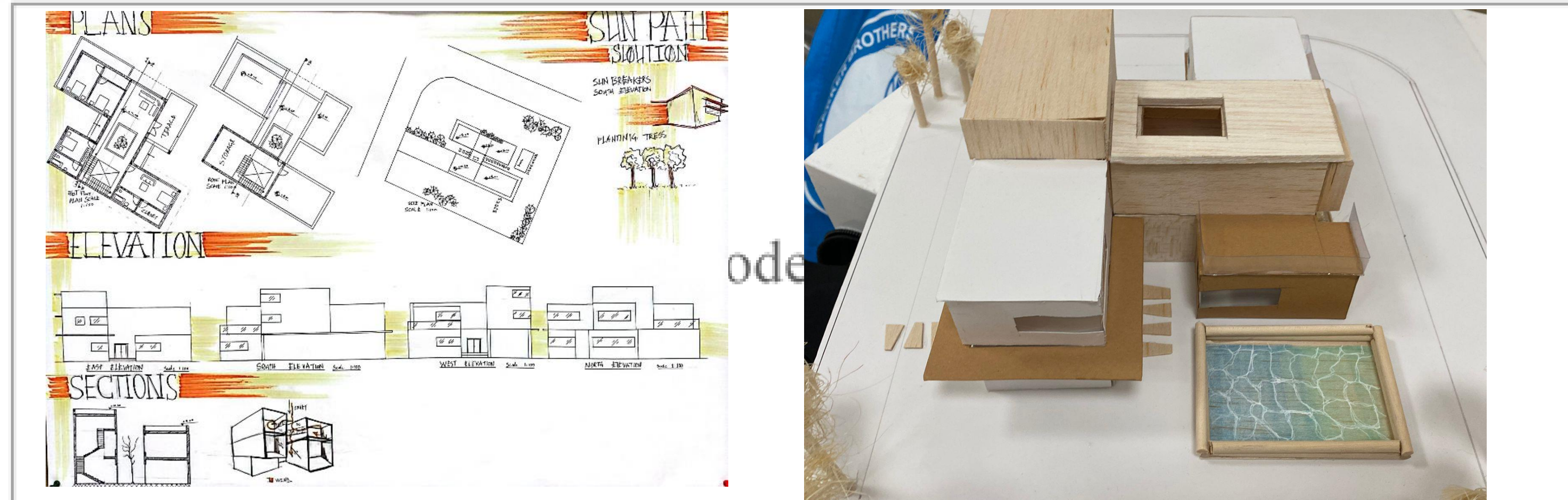
**PHASE 04 / 05: PRE/FINAL PHASES**

- Develop a design to more technical details by using computer programs.
- Sell and present design ideas, concepts, and final design orally and graphically by using appropriate representational media, design-based software, different communicational skills, architectural vocabulary and related terminology.
- Evaluate the developed design into final and detailed mature technical design project (final plans, elevations, sections, models, 3D perspectives, design booklet, architectural details, ...etc.).



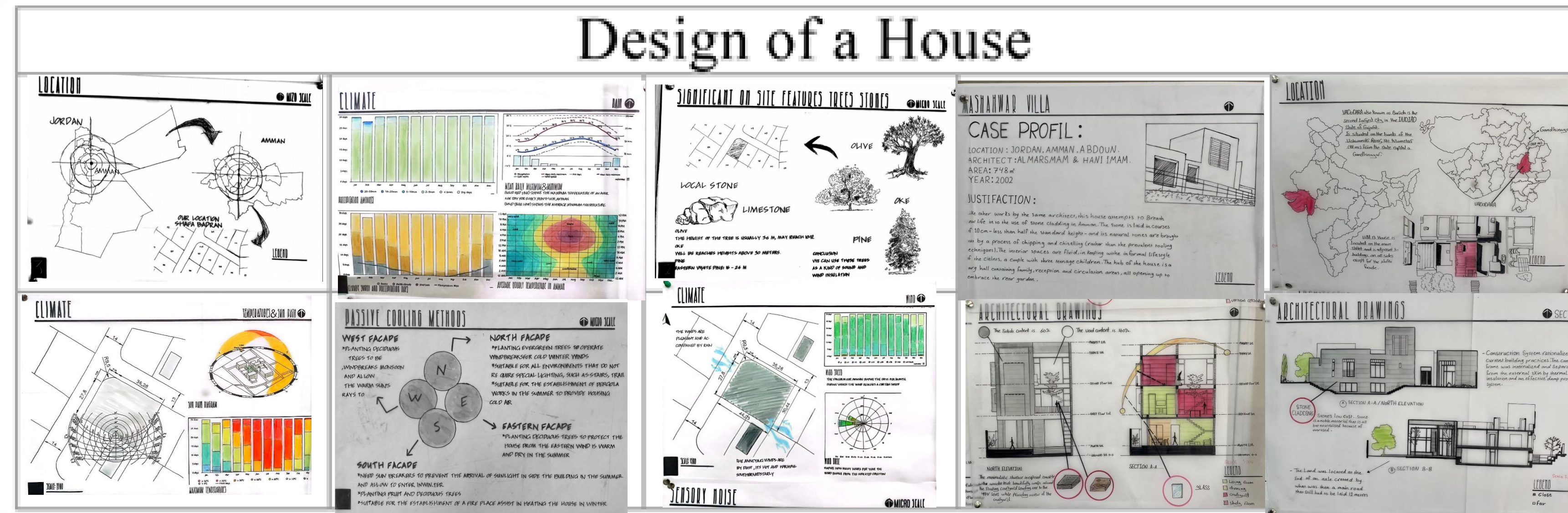
**IN ALL PHASES**

- Communicate effectively orally and graphically.
- Develop entrepreneurial skills and effective self-management,
- effectively manage tasks and resources within constrained time,
- Employ appropriate architectural communication and representational media including computer technology to present design,
- Work under pressure,
- Practice the neatness and aesthetics of design and approach,
- Respect all alternative solutions; change in the original plan of the project, different styles, culture, experience and treat others with respect,
- Contribute positively to aesthetic, architecture and urban identity, and cultural life of the community,
- apply professional expertise and skills to the benefit of society as a whole,

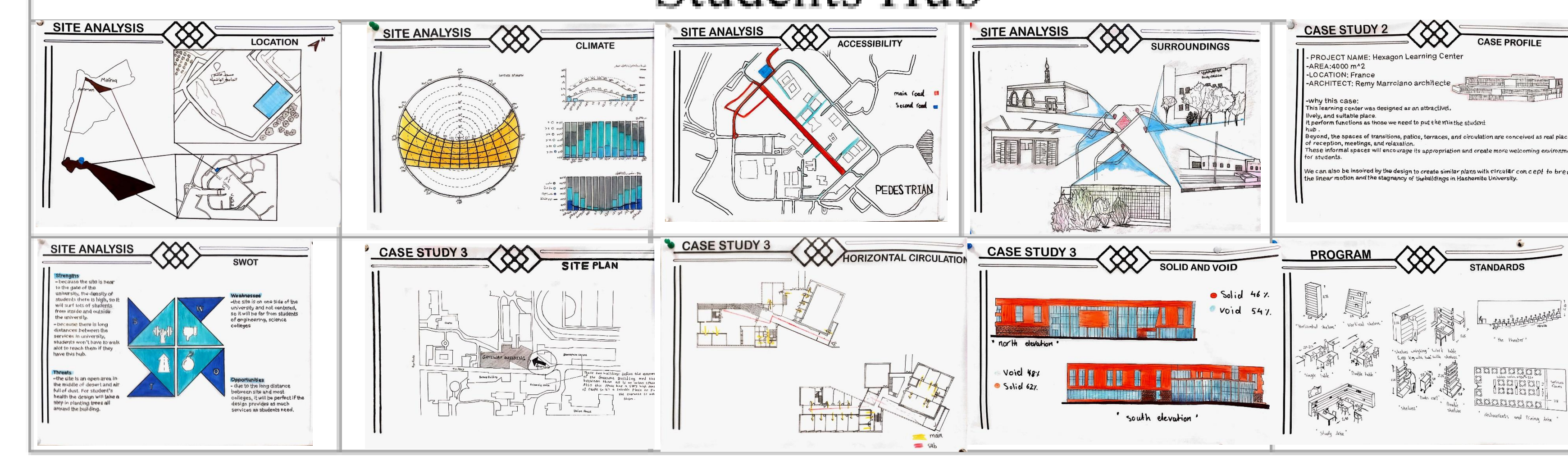


**PHASE 01: ANALYSIS PHASE**

- Understand the nature of your design projects.
- Employ primary methods of data collection and analysis to inform all aspects of the programming and design process.
- Classify and explain the related topics to your design developments projects.
- List the principles and design strategies of your projects design.
- Define the requirements, factors, and regulations that influence your design project.
- Select, analyze, and critique design precedents by choosing and analyzing case studies.
- Define, analyze, review, and criticize different design themes and strategies to compose architectural design programs for your design project
- Select one design theme and strategy to adapt it through over the design project time.
- Generate architectural design programs.
- Recognize and analyze the site forces, context, and urban spatial structure.
- Identify site boundaries and environmental contexts and identify the principles of climatic considerations, energy consumption and efficiency in creative design.
- Develop co-operative teamwork skills.
- Transfer the knowledge that gained in the first year of architectural program into tools that can help to design architectural spaces, forms, with specific functions.

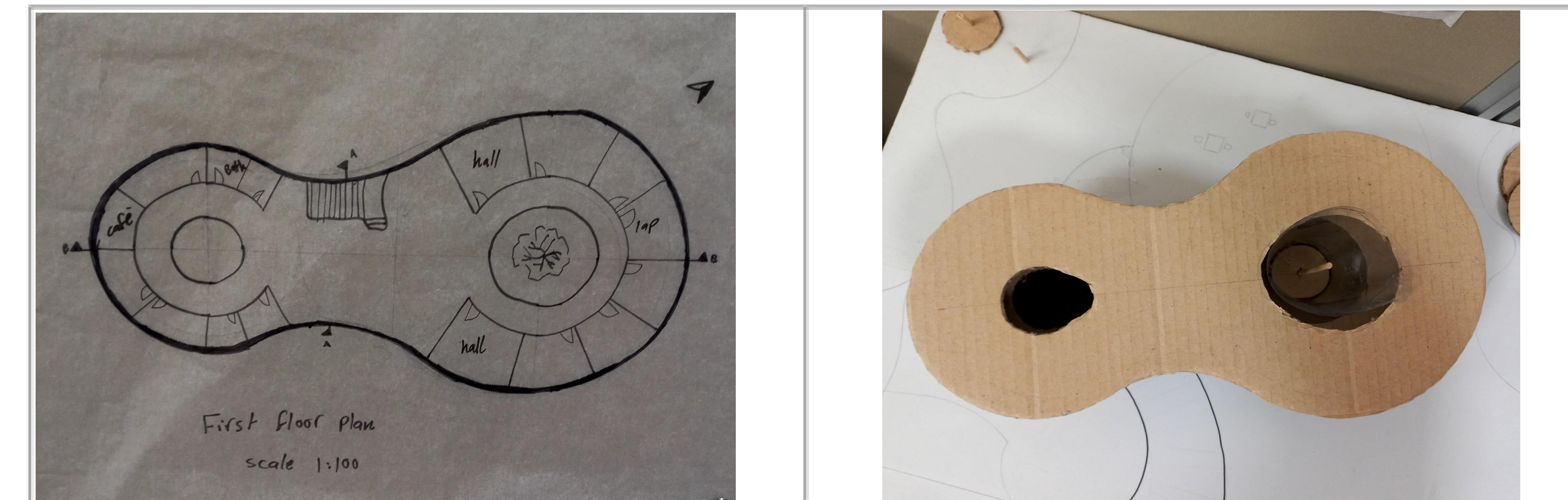


**Students Hub**




**PHASE 02: CONCEPT PHASE**

- Develop graphical thinking and communication skills in interpreting the design concept into spatial experience as it relates to your project design.
- Define strategies for problem-solving, conceptual development and poetic expression at all levels of the design processes of a building complex.
- Adapt critical thinking design processes by using inductive, deductive and abductive reasoning; and using analysis synthesis design cycle to structure the design knowledge and create three different conceptual design.
- Apply site analysis findings and buildings code to proper design concerning all environmental contexts: natural and man-made, in a positive contribution to them.
- Apply basic organizational, spatial, structural, and constructional principles to the conception and development of interior and exterior spaces, building elements, and components to develop three different conceptual and spatial design and models.
- Elaborate the conceptual, intellectual design that addresses issues and opportunities at the project scale, and critically synthesis the site conditions toward the development of innovative spatial experience. Define the in/out spaces and their relations to buildings.




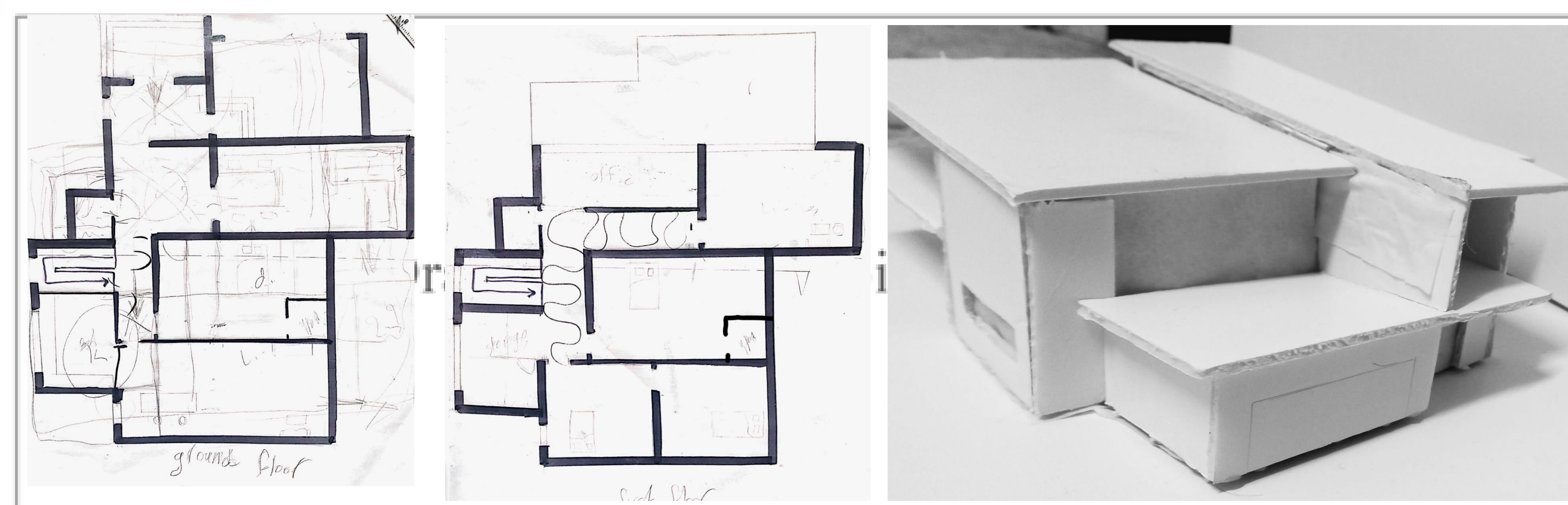
**PHASE 03: DESIGN DEVELOPMENT**

- Choose one design concept and developed it to more architectural details.
- Convert complex projects program into appropriate design forms using proper systems.
- Combine all previous knowledge to improve and develop the conceptual design.
- Apply the environmental considerations into design projects; for example, material selection, life cycle impacts, energy needs, orientation, local specific environmental concerns (if any).
- Solve different circulation systems (Vehicles, users circulation - indoor and outdoor).
- Deal with internal designs, indoor/outdoor spaces, spatial compositions and relationships, building codes, elevations, functions, forms, ....etc.
- Design the structural systems and construction technology.
- Respect all alternatives solutions.



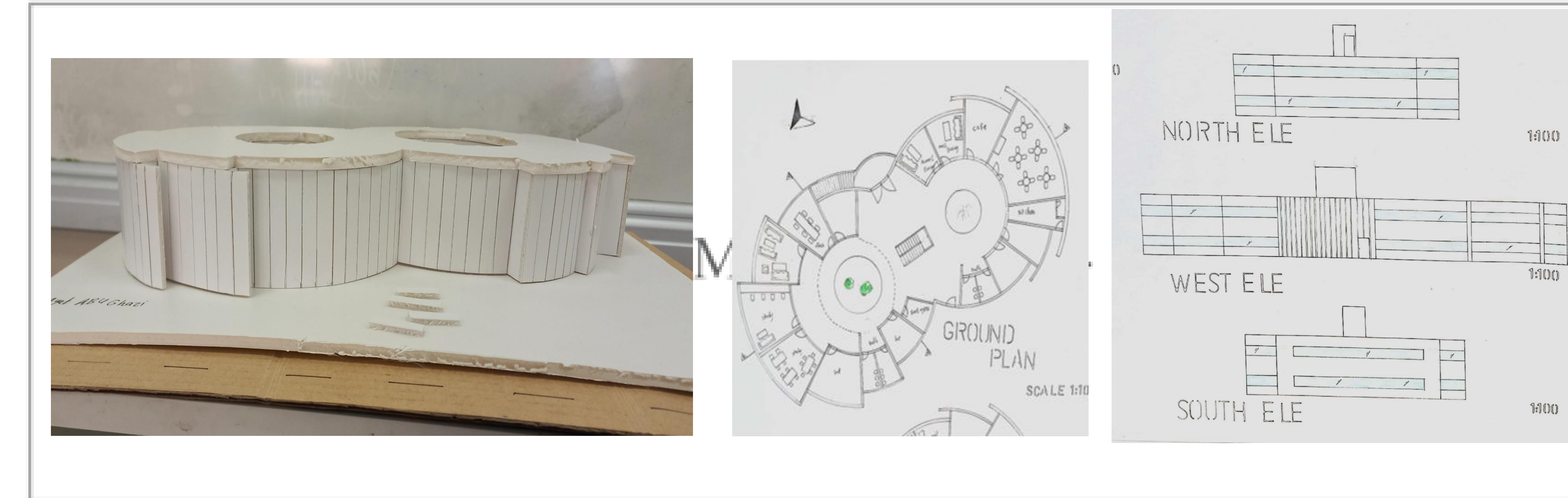
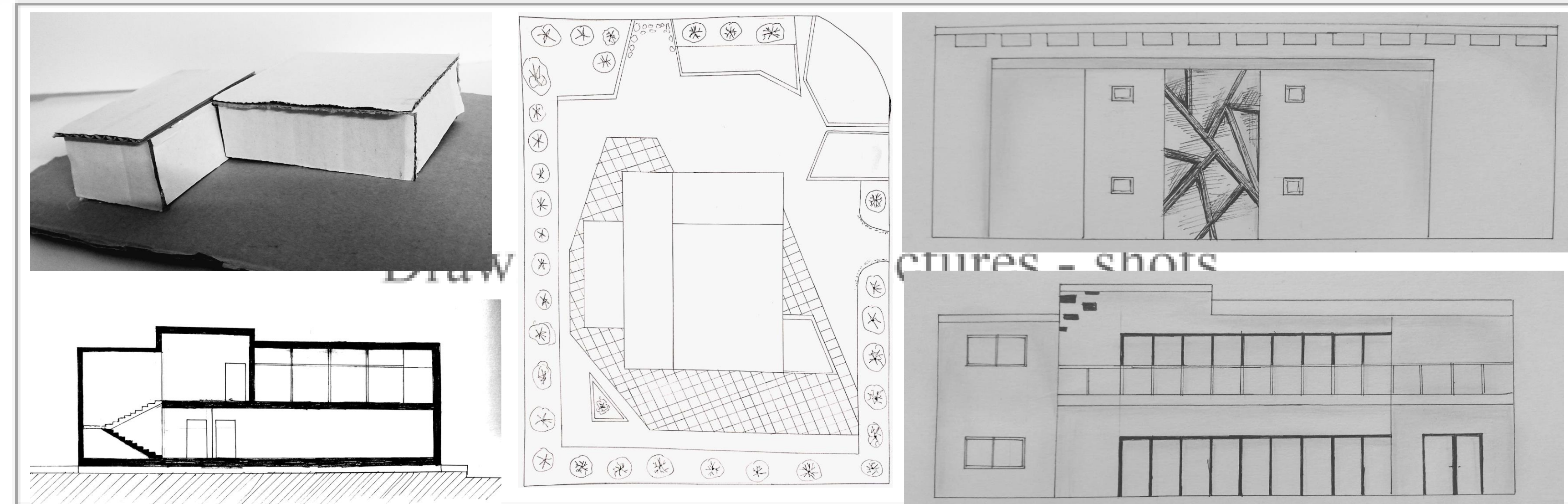
**PHASE 04 / 05: PRE/FINAL PHASES**

- Develop a design to more technical details by using computer programs.
- Sell and present design ideas, concepts, and final design orally and graphically by using appropriate representational media, design-based software, different communicational skills, architectural vocabulary and related terminology.
- Evolve the developed design into final and detailed mature technical design project (final plans, elevations, sections, models, 3D perspectives, design booklet, architectural details, ....etc.).



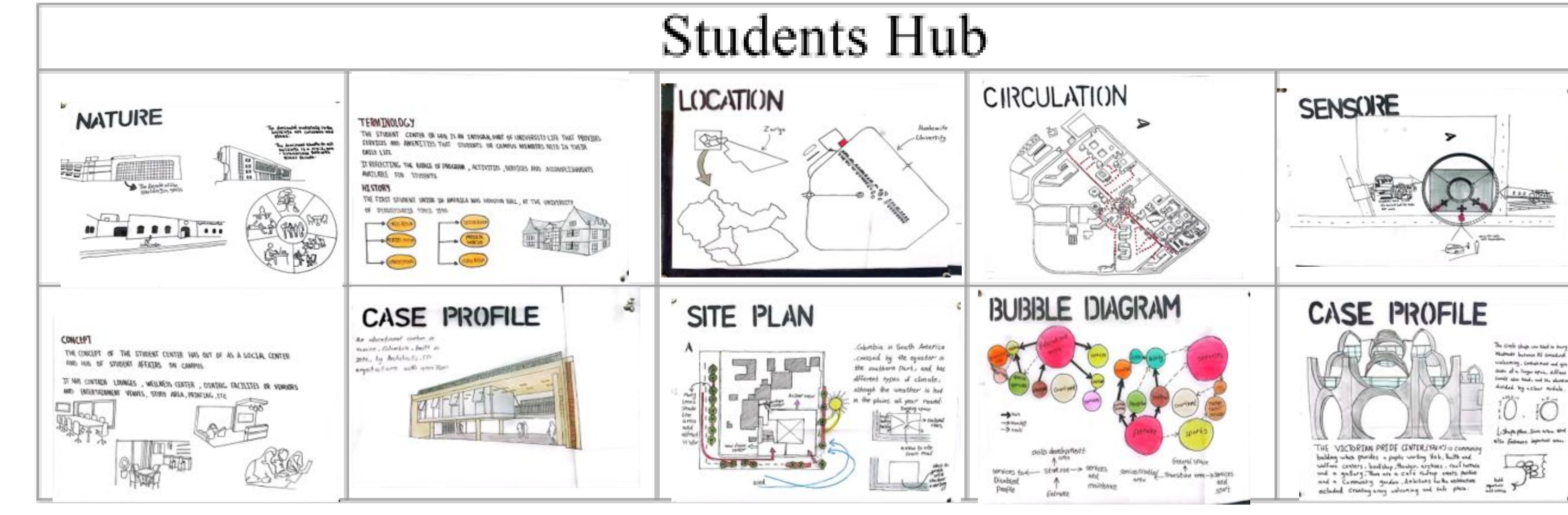
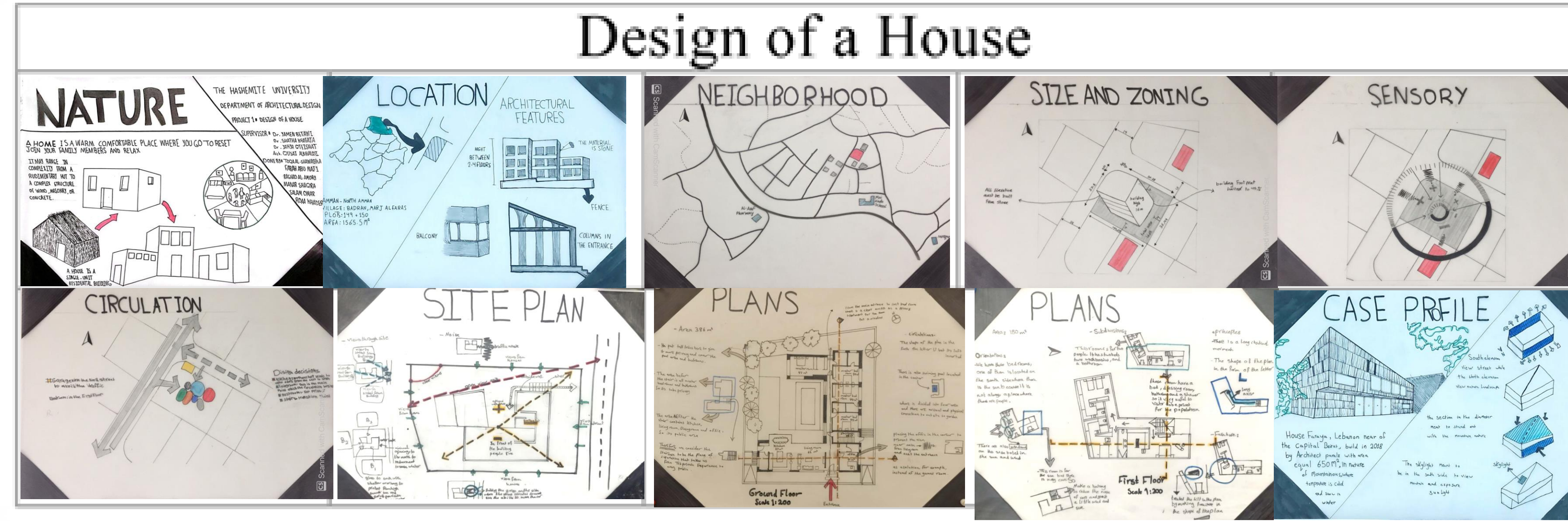
**IN ALL PHASES**

- Communicate effectively orally and graphically.
- Develop entrepreneurial skills and effective self-management, effectively manage tasks and resources within constrained time.
- Employ appropriate architectural communication and representational media including computer technology to present design.
- Work under pressure.
- Practice the neatness and aesthetics of design and approach.
- Respect all alternative solutions; change in the original plan of the project, different styles, culture, experience and treat others with respect.
- Contribute positively to aesthetic, architecture and urban identity, and cultural life of the community.
- Apply professional expertise and skills to the benefit of society as a whole.




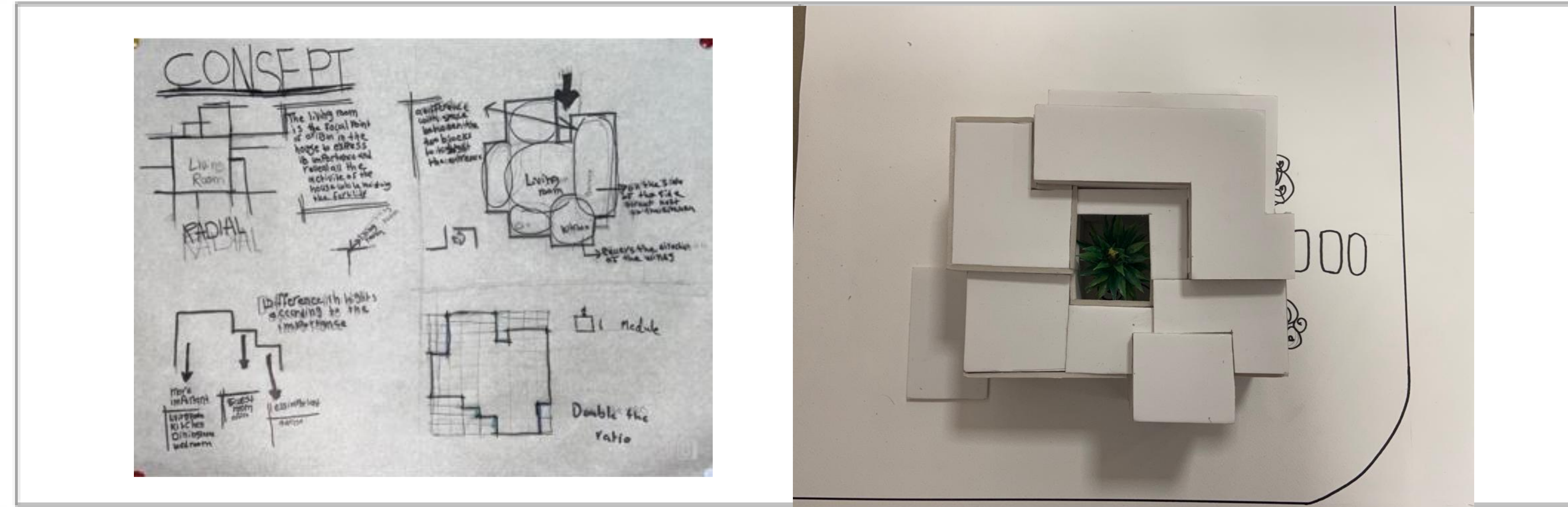
**PHASE 01: ANALYSIS PHASE**

- Understand the nature of your design projects.
- Employ primary methods of data collection and analysis to inform all aspects of the programming and design process.
- Classify and explain the related topics to your design developments projects.
- List the principles and design strategies of your projects design.
- Define the requirements, factors, and regulations that influence your design project.
- Select, analyze, and critique design precedents by choosing and analyzing case studies.
- Define, analyze, review, and criticize different design themes and strategies to compose architectural design programs for your design project
- Select one design theme and strategy to adapt it through over the design project time,
- Generate of architectural design programs,
- Recognize and analyze the site forces, context, and urban spatial structure,
- Identify site boundaries and environmental contexts and identify the principles of climatic considerations, energy consumption and efficiency in creative design.
- Develop co-operative teamwork skills.
- Transfer the knowledge that gained in the first year of architectural program into tools that can help to design architectural spaces, forms, with specific functions.




**PHASE 02: CONCEPT PHASE**

- Develop graphical thinking and communication skills in interpreting the design concept into spatial experience as it relates to your project design.
- Define strategies for problem-solving, conceptual development and poetic expression at all levels of the design processes of a building complex.
- Adapt critical thinking design processes by using inductive, deductive and abductive reasoning; and using analysis synthesis design cycle to structure the design knowledge and create three different conceptual design.
- Apply site analysis findings and buildings code to proper design concerning all environmental contexts: natural and man-made, in a positive contribution to them.
- Apply basic organizational, spatial, structural, and constructional principles to the conception and development of interior and exterior spaces, building elements, and components to develop three different conceptual and spatial design and models.
- Elaborate the conceptual, intellectual design that addresses issues and opportunities at the project scale, and critically synthesis the site conditions toward the development of innovative spatial experience. Define the in/out spaces and their relations to buildings.



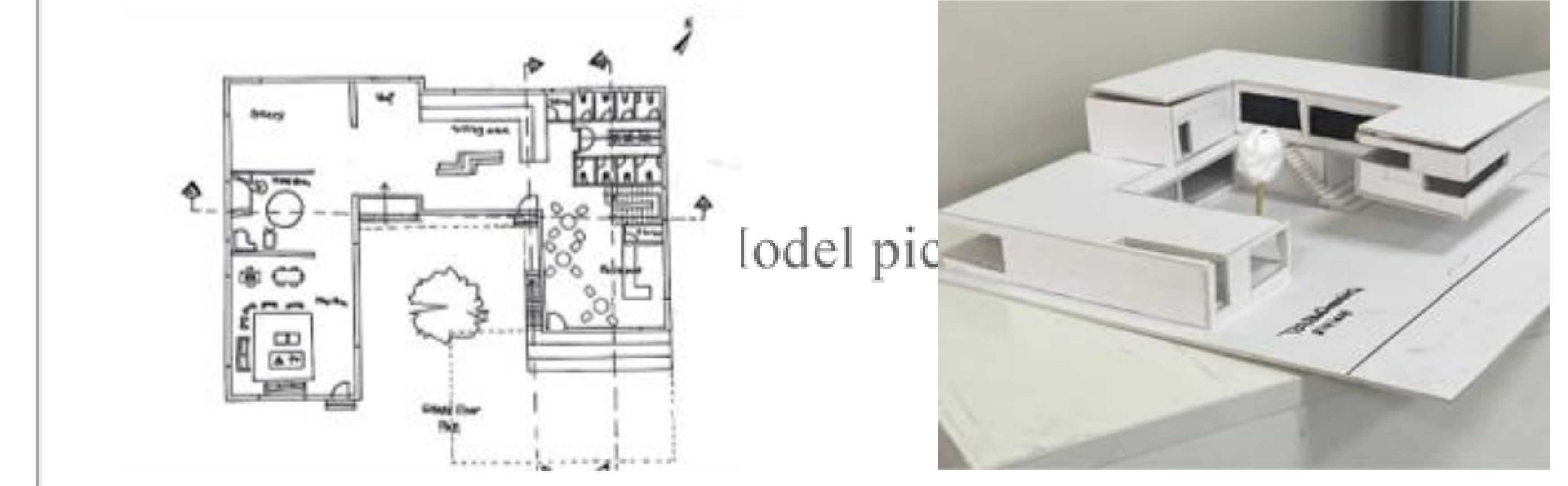
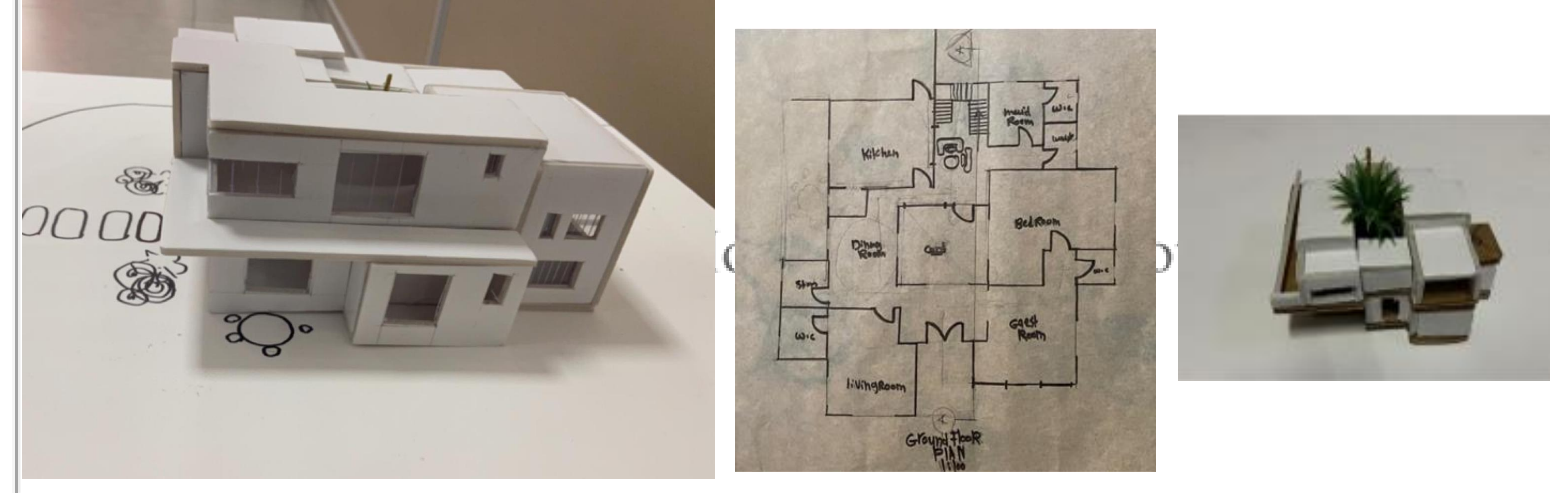
**PHASE 03: DESIGN DEVELOPMENT**

- Choose one design concept and developed it to more architectural details.
- Convert complex projects program into appropriate design forms using proper systems.
- Combine all previous knowledge to improve and develop the conceptual design.
- Apply the environmental considerations into design projects; for example, material selection, life cycle impacts, energy needs, orientation, local specific environmental concerns (if any).
- Solve different circulation systems (Vehicles, users circulation - indoor and outdoor).
- Deal with internal designs, indoor/outdoor spaces, spatial compositions and relationships, building codes, elevations, functions, forms, ...etc.
- Design the structural systems and construction technology.
- Respect all alternatives solutions.



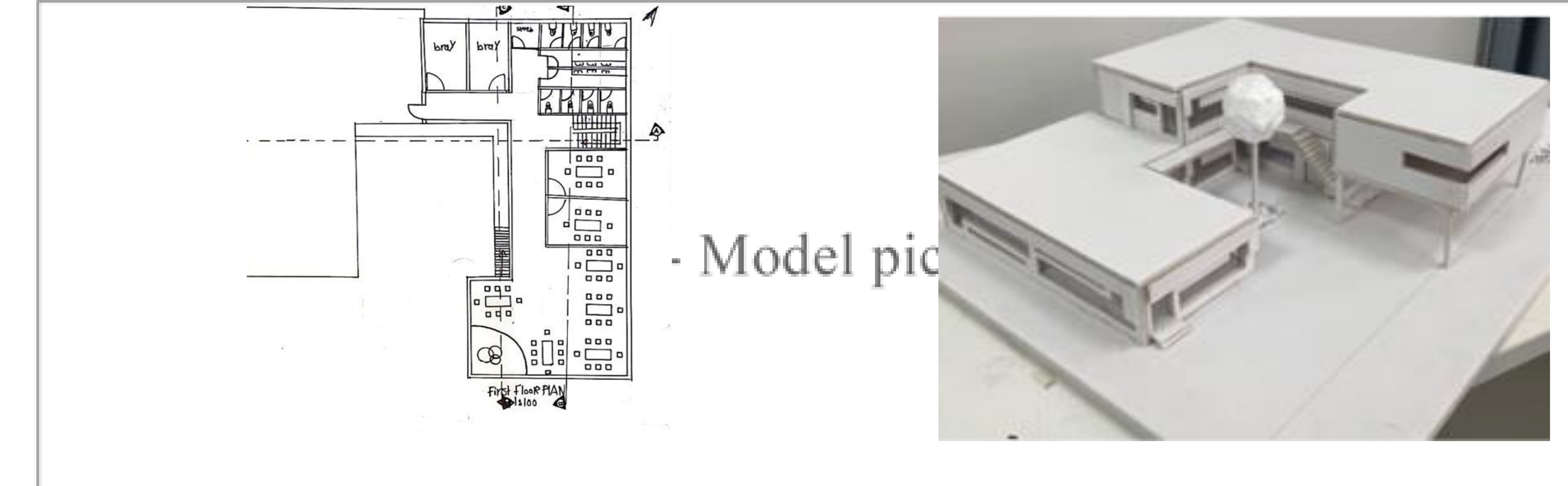
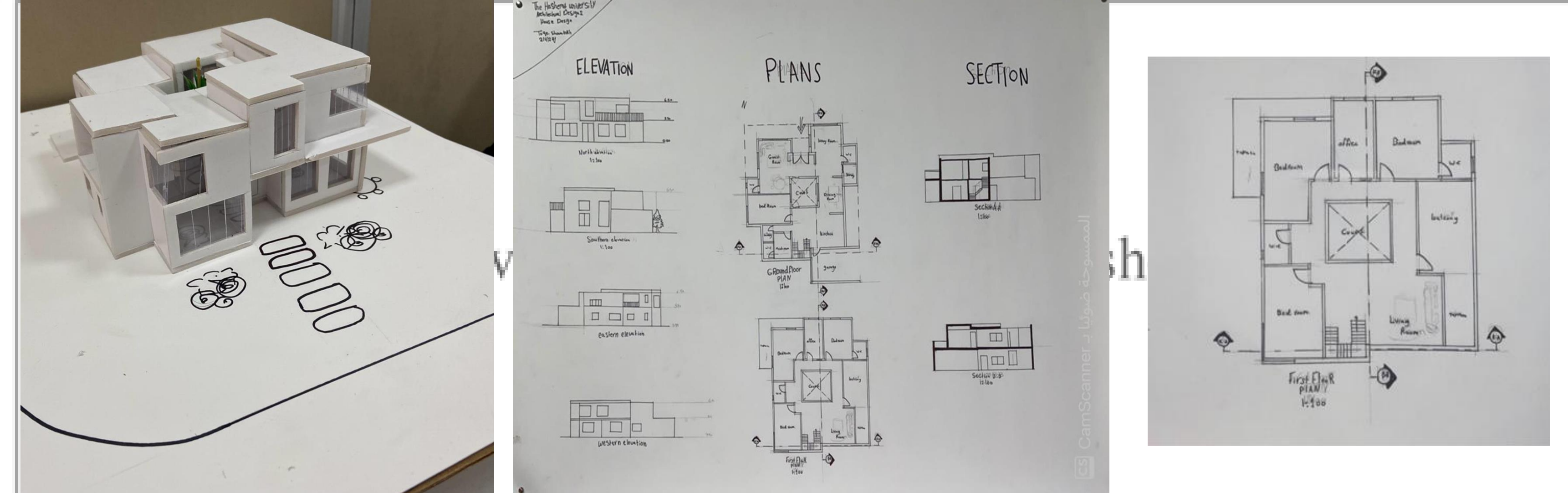
**PHASE 04 / 05: PRE/FINAL PHASES**

- Develop a design to more technical details by using computer programs.
- Sell and present design ideas, concepts, and final design orally and graphically by using appropriate representational media, design-based software, different communicational skills, architectural vocabulary and related terminology.
- Evolve the developed design into final and detailed mature technical design project (final plans, elevations, sections, models, 3D perspectives, design booklet, architectural details, ...etc.).



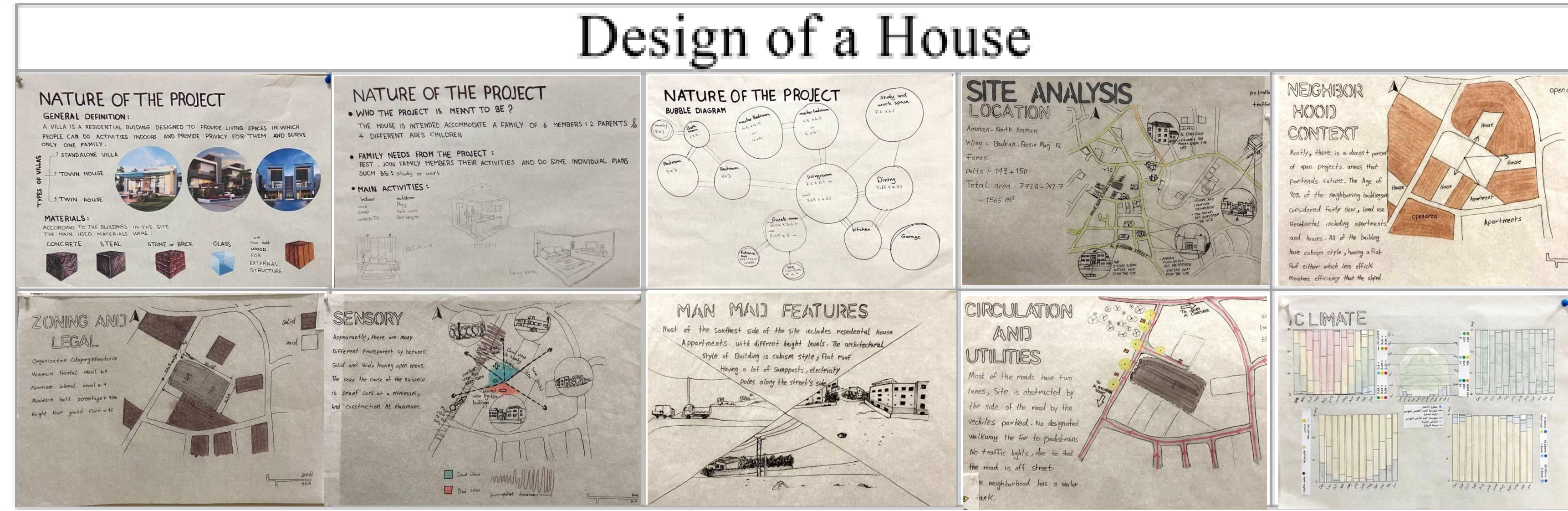
**IN ALL PHASES**

- Communicate effectively orally and graphically.
- Develop entrepreneurial skills and effective self-management,
- effectively manage tasks and resources within constrained time,
- Employ appropriate architectural communication and representational media including computer technology to present design,
- Work under pressure,
- Practice the neatness and aesthetics of design and approach,
- Respect all alternative solutions; change in the original plan of the project, different styles, culture, experience and treat others with respect,
- Contribute positively to aesthetic, architecture and urban identity, and cultural life of the community,
- apply professional expertise and skills to the benefit of society as a whole,

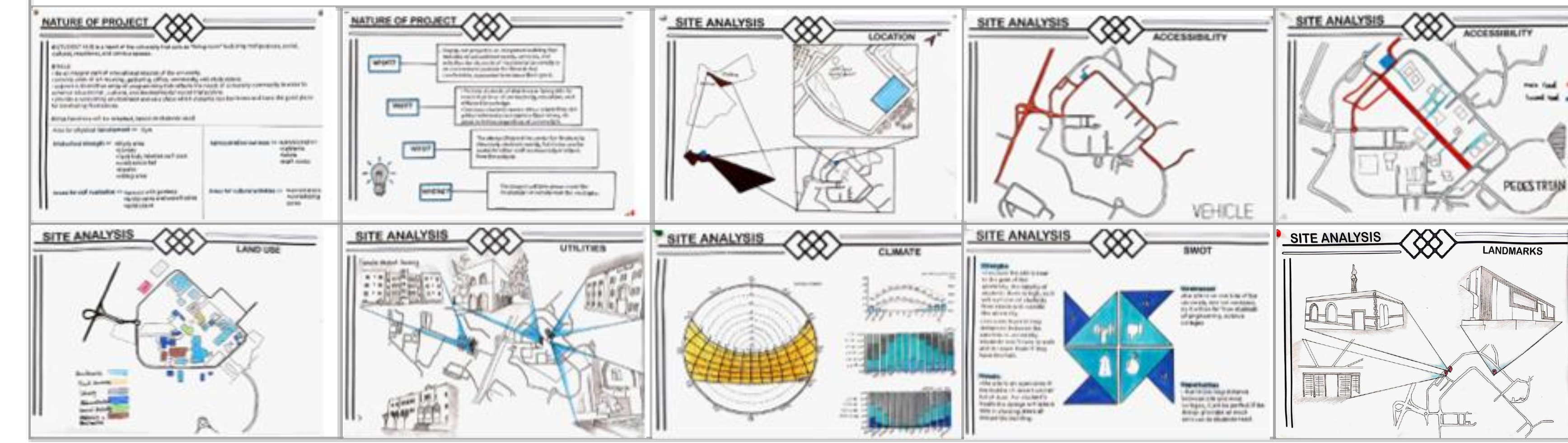


**PHASE 01: ANALYSIS PHASE**

- Understand the nature of your design projects.
- Employ primary methods of data collection and analysis to inform all aspects of the programming and design process.
- Classify and explain the related topics to your design developments projects.
- List the principles and design strategies of your projects design.
- Define the requirements, factors, and regulations that influence your design project.
- Select, analyze, and critique design precedents by choosing and analyzing case studies.
- Define, analyze, review, and criticize different design themes and strategies to compose architectural design programs for your design project
- Select one design theme and strategy to adapt it through over the design project time,
- Generate architectural design programs,
- Recognize and analyze the site forces, context, and urban spatial structure,
- Identify site boundaries and environmental contexts and identify the principles of climatic considerations, energy consumption and efficiency in creative design.
- Develop co-operative teamwork skills.
- Transfer the knowledge that gained in the first year of architectural program into tools that can help to design architectural spaces, forms, with specific functions.

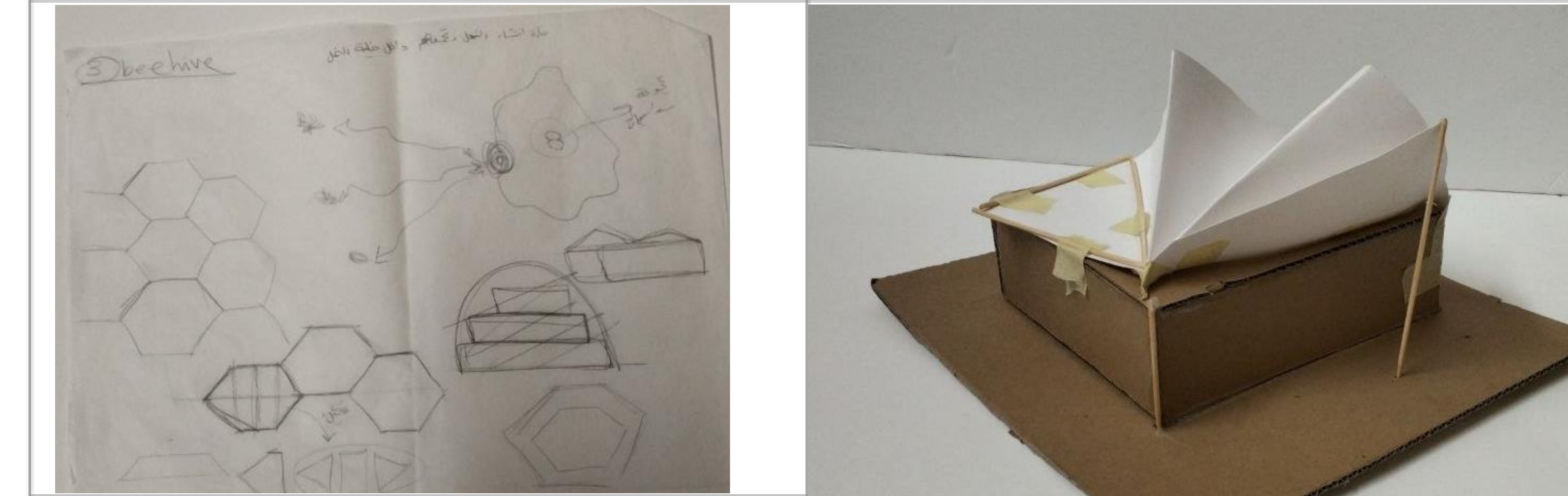
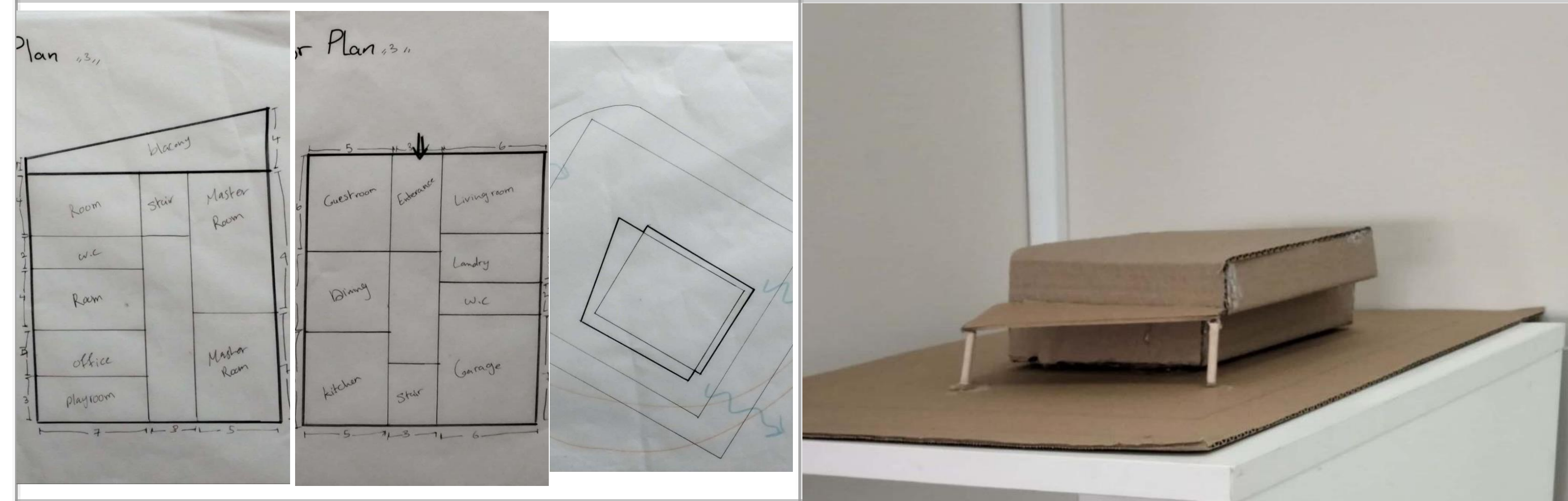


**Students Hub**



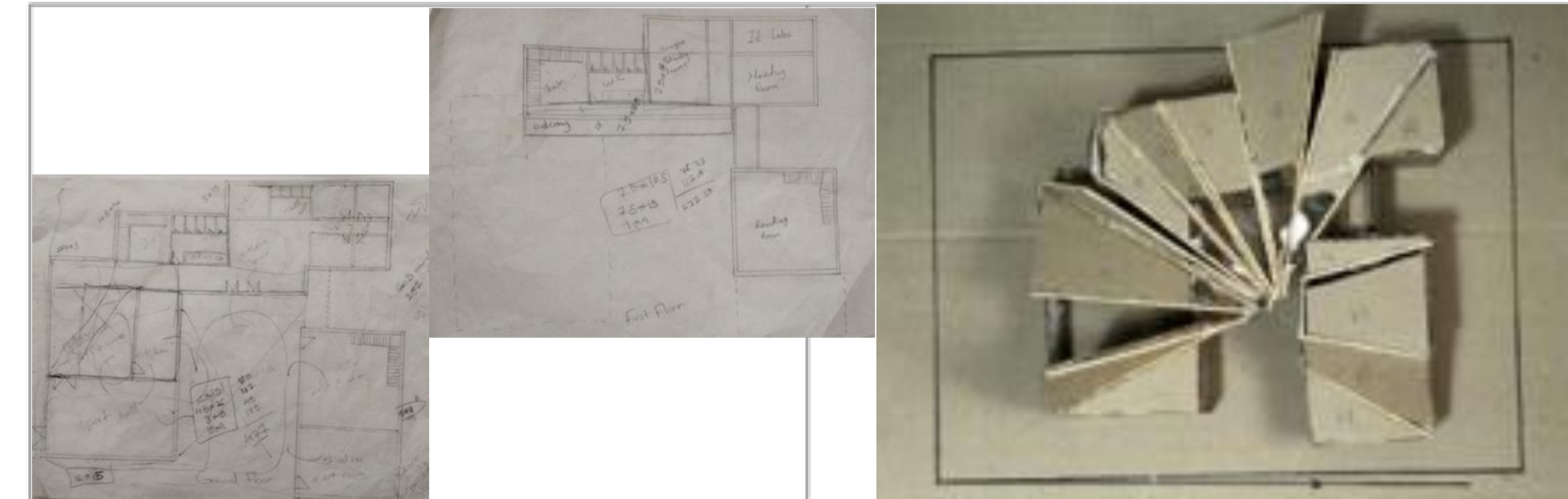

**PHASE 02: CONCEPT PHASE**

- Develop graphical thinking and communication skills in interpreting the design concept into spatial experience as it relates to your project design.
- Define strategies for problem-solving, conceptual development and poetic expression at all levels of the design processes of a building complex.
- Adapt critical thinking design processes by using inductive, deductive and abductive reasoning; and using analysis synthesis design cycle to structure the design knowledge and create three different conceptual design.
- Apply site analysis findings and buildings code to proper design concerning all environmental contexts: natural and man-made, in a positive contribution to them.
- Apply basic organizational, spatial, structural, and constructional principles to the conception and development of interior and exterior spaces, building elements, and components to develop three different conceptual and spatial design and models.
- Elaborate the conceptual, intellectual design that addresses issues and opportunities at the project scale, and critically synthesis the site conditions toward the development of innovative spatial experience. Define the in/out spaces and their relations to buildings.





**PHASE 03: DESIGN DEVELOPMENT**

- Choose one design concept and developed it to more architectural details.
- Convert complex projects program into appropriate design forms using proper systems.
- Combine all previous knowledge to improve and develop the conceptual design.
- Apply the environmental considerations into design projects; for example, material selection, life cycle impacts, energy needs, orientation, local specific environmental concerns (if any).
- Solve different circulation systems (Vehicles, users circulation - indoor and outdoor).
- Deal with internal designs, indoor/outdoor spaces, spatial compositions and relationships, building codes, elevations, functions, forms, ...etc.
- Design the structural systems and construction technology.
- Respect all alternatives solutions.





**PHASE 04 / 05: PRE/FINAL PHASES**

- Develop a design to more technical details by using computer programs.
- Sell and present design ideas, concepts, and final design orally and graphically by using appropriate representational media, design-based software, different communicational skills, architectural vocabulary and related terminology.
- Evolve the developed design into final and detailed mature technical design project (final plans, elevations, sections, models, 3D perspectives, design booklet, architectural details, ...etc.).



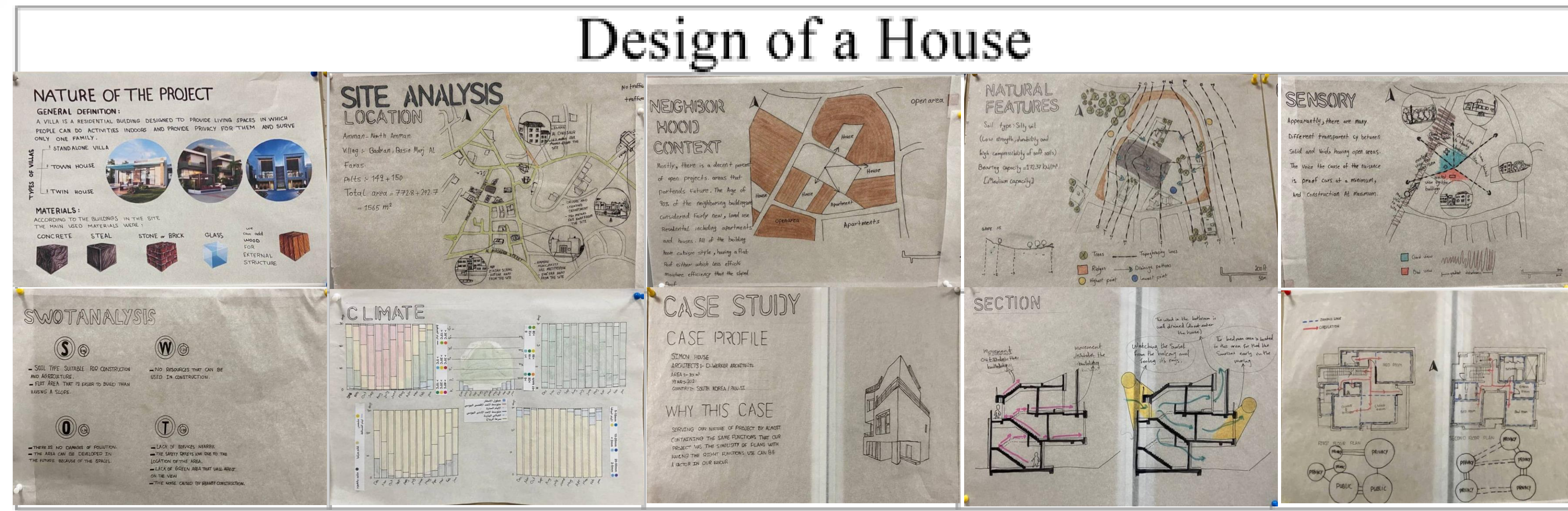
**IN ALL PHASES**

- Communicate effectively orally and graphically.
- Develop entrepreneurial skills and effective self-management,
- effectively manage tasks and resources within constrained time,
- Employ appropriate architectural communication and representational media including computer technology to present design,
- Work under pressure,
- Practice the neatness and aesthetics of design and approach,
- Respect all alternative solutions; change in the original plan of the project, different styles, culture, experience and treat others with respect,
- Contribute positively to aesthetic, architecture and urban identity, and cultural life of the community,
- apply professional expertise and skills to the benefit of society as a whole,

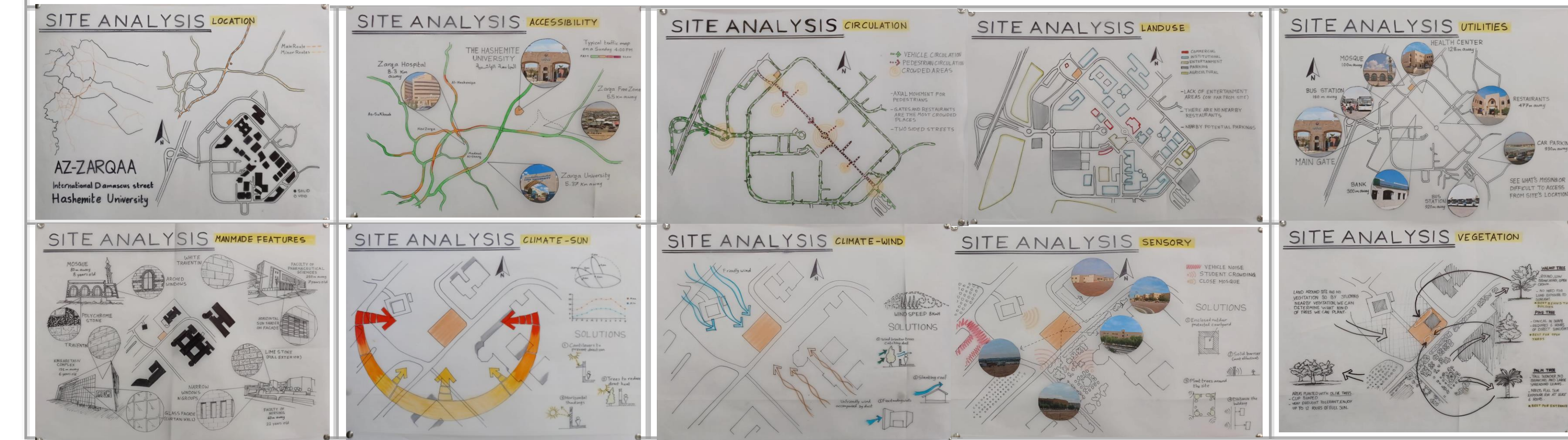


### PHASE 01: ANALYSIS PHASE

- Understand the nature of your design projects.
- Employ primary methods of data collection and analysis to inform all aspects of the programming and design process.
- Classify and explain the related topics to your design developments projects.
- List the principles and design strategies of your projects design.
- Define the requirements, factors, and regulations that influence your design project.
- Select, analyze, and critique design precedents by choosing and analyzing case studies.
- Define, analyze, review, and criticize different design themes and strategies to compose architectural design programs for your design project
- Select one design theme and strategy to adapt it through over the design project time,
- Generate architectural design programs,
- Recognize and analyze the site forces, context, and urban spatial structure,
- Identify site boundaries and environmental contexts and identify the principles of climatic considerations, energy consumption and efficiency in creative design.
- Develop co-operative teamwork skills.
- Transfer the knowledge that gained in the first year of architectural program into tools that can help to design architectural spaces, forms, with specific functions.





### Students Hub



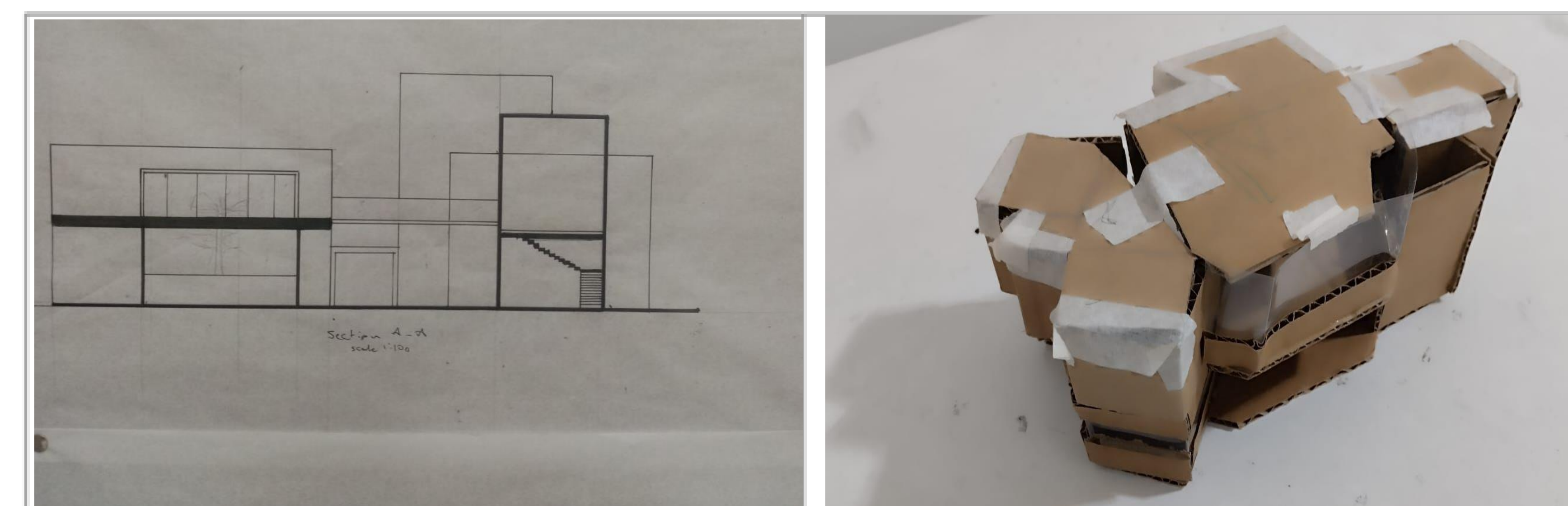
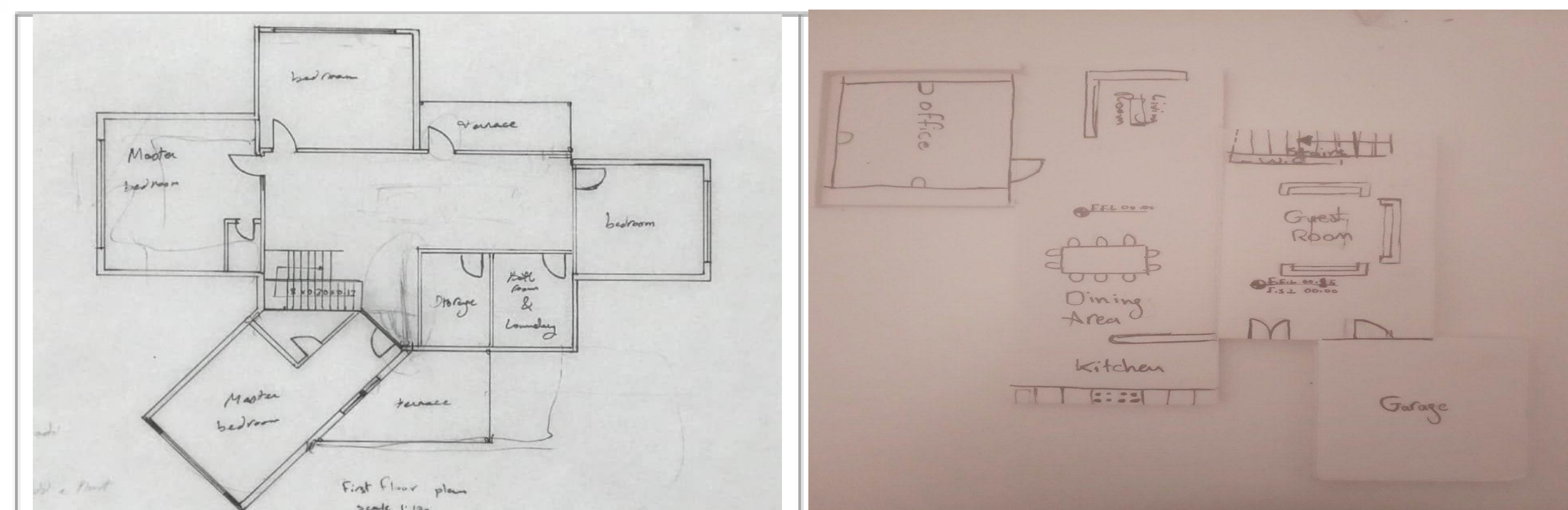
### PHASE 02: CONCEPT PHASE

- Develop graphical thinking and communication skills in interpreting the design concept into spatial experience as it relates to your project design.
- Define strategies for problem-solving, conceptual development and poetic expression at all levels of the design processes of a building complex.
- Adapt critical thinking design processes by using inductive, deductive and abductive reasoning; and using analysis synthesis design cycle to structure the design knowledge and create three different conceptual design.
- Apply site analysis findings and buildings code to proper design concerning all environmental contexts: natural and man-made, in a positive contribution to them.
- Apply basic organizational, spatial, structural, and constructional principles to the conception and development of interior and exterior spaces, building elements, and components to develop three different conceptual and spatial design and models.
- Elaborate the conceptual, intellectual design that addresses issues and opportunities at the project scale, and critically synthesis the site conditions toward the development of innovative spatial experience. Define the in/out spaces and their relations to buildings.




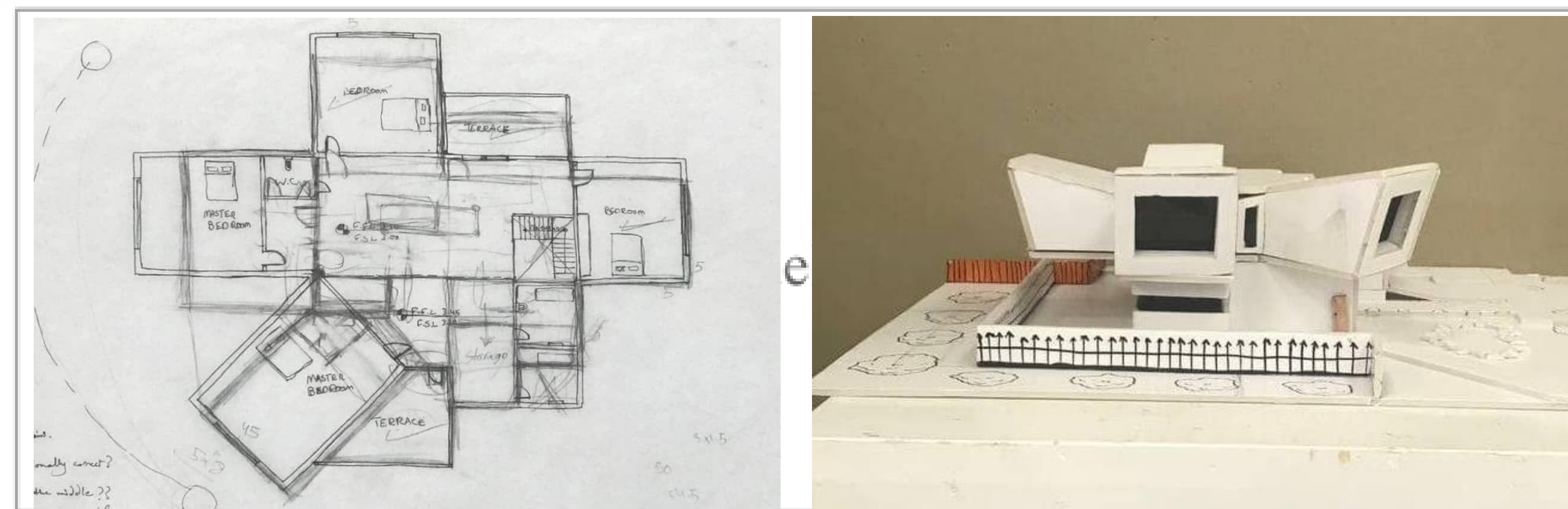
### PHASE 03: DESIGN DEVELOPMENT

- Choose one design concept and developed it to more architectural details.
- Convert complex projects program into appropriate design forms using proper systems.
- Combine all previous knowledge to improve and develop the conceptual design.
- Apply the environmental considerations into design projects; for example, material selection, life cycle impacts, energy needs, orientation, local specific environmental concerns (if any).
- Solve different circulation systems (Vehicles, users circulation - indoor and outdoor).
- Deal with internal designs, indoor/outdoor spaces, spatial compositions and relationships, building codes, elevations, functions, forms, ....etc.
- Design the structural systems and construction technology.
- Respect all alternatives solutions.



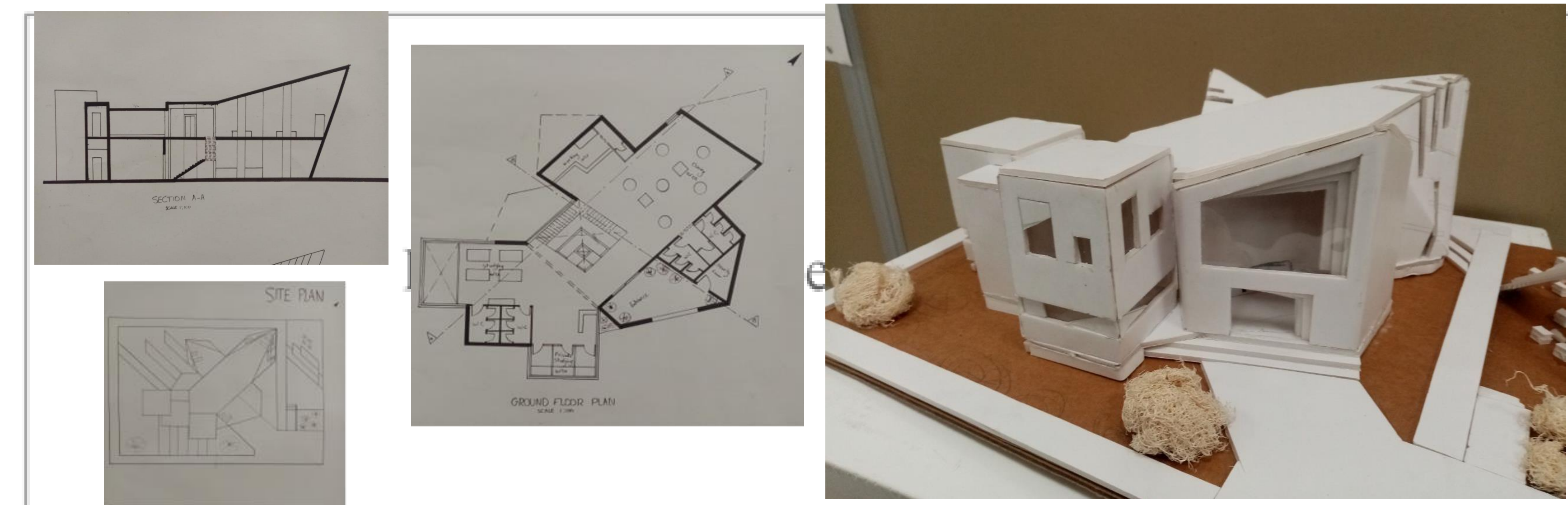
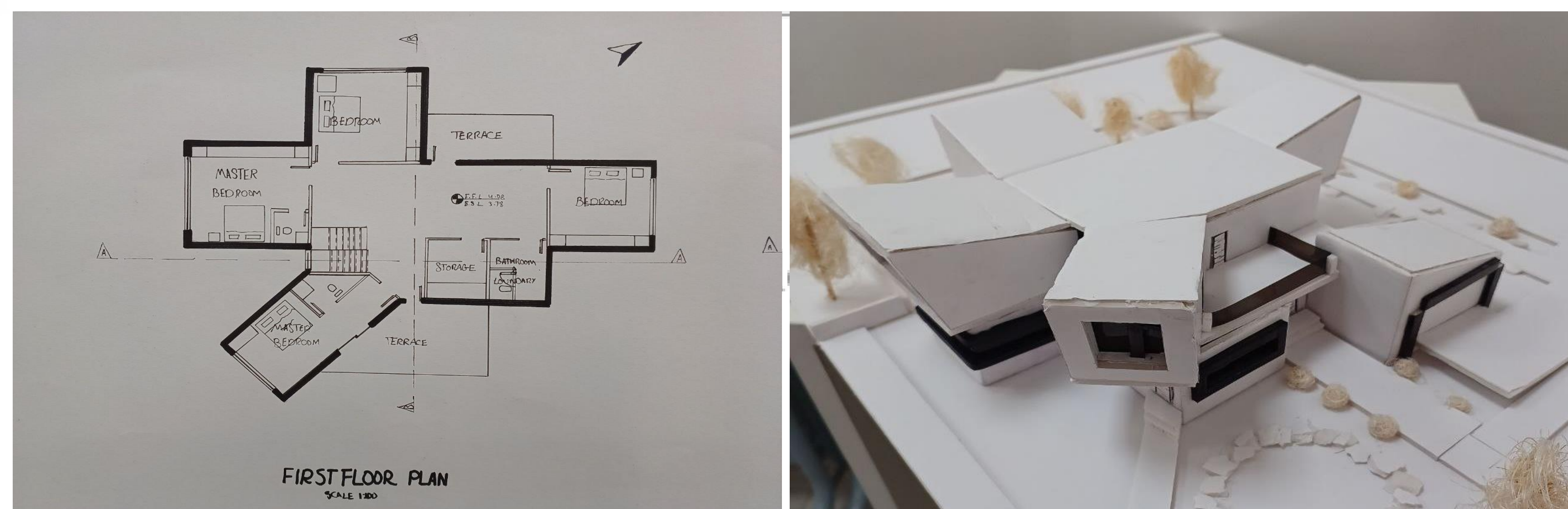
### PHASE 04 / 05: PRE/FINAL PHASES

- Develop a design to more technical details by using computer programs.
- Sell and present design ideas, concepts, and final design orally and graphically by using appropriate representational media, design-based software, different communicational skills, architectural vocabulary and related terminology.
- Evolve the developed design into final and detailed mature technical design project (final plans, elevations, sections, models, 3D perspectives, design booklet, architectural details, ...etc.).



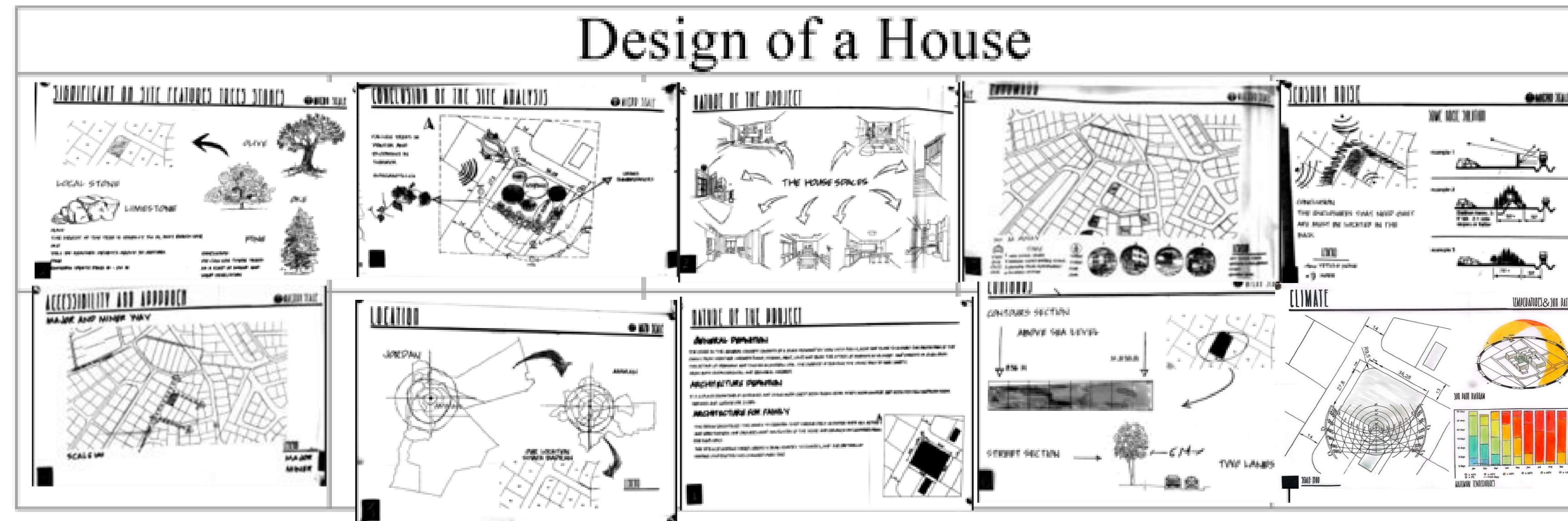
### IN ALL PHASES

- Communicate effectively orally and graphically.
- Develop entrepreneurial skills and effective self-management,
- effectively manage tasks and resources within constrained time,
- Employ appropriate architectural communication and representational media including computer technology to present design,
- Work under pressure,
- Practice the neatness and aesthetics of design and approach,
- Respect all alternative solutions; change in the original plan of the project, different styles, culture, experience and treat others with respect,
- Contribute positively to aesthetic, architecture and urban identity, and cultural life of the community,
- apply professional expertise and skills to the benefit of society as a whole,




**PHASE 01: ANALYSIS PHASE**

- Understand the nature of your design projects.
- Employ primary methods of data collection and analysis to inform all aspects of the programming and design process.
- Classify and explain the related topics to your design developments projects.
- List the principles and design strategies of your projects design.
- Define the requirements, factors, and regulations that influence your design project.
- Select, analyze, and critique design precedents by choosing and analyzing case studies.
- Define, analyze, review, and criticize different design themes and strategies to compose architectural design programs for your design project
- Select one design theme and strategy to adapt it through over the design project time,
- Generate of architectural design programs,
- Recognize and analyze the site forces, context, and urban spatial structure,
- Identify site boundaries and environmental contexts and identify the principles of climatic considerations, energy consumption and efficiency in creative design.
- Develop co-operative teamwork skills.
- Transfer the knowledge that gained in the first year of architectural program into tools that can help to design architectural spaces, forms, with specific functions.

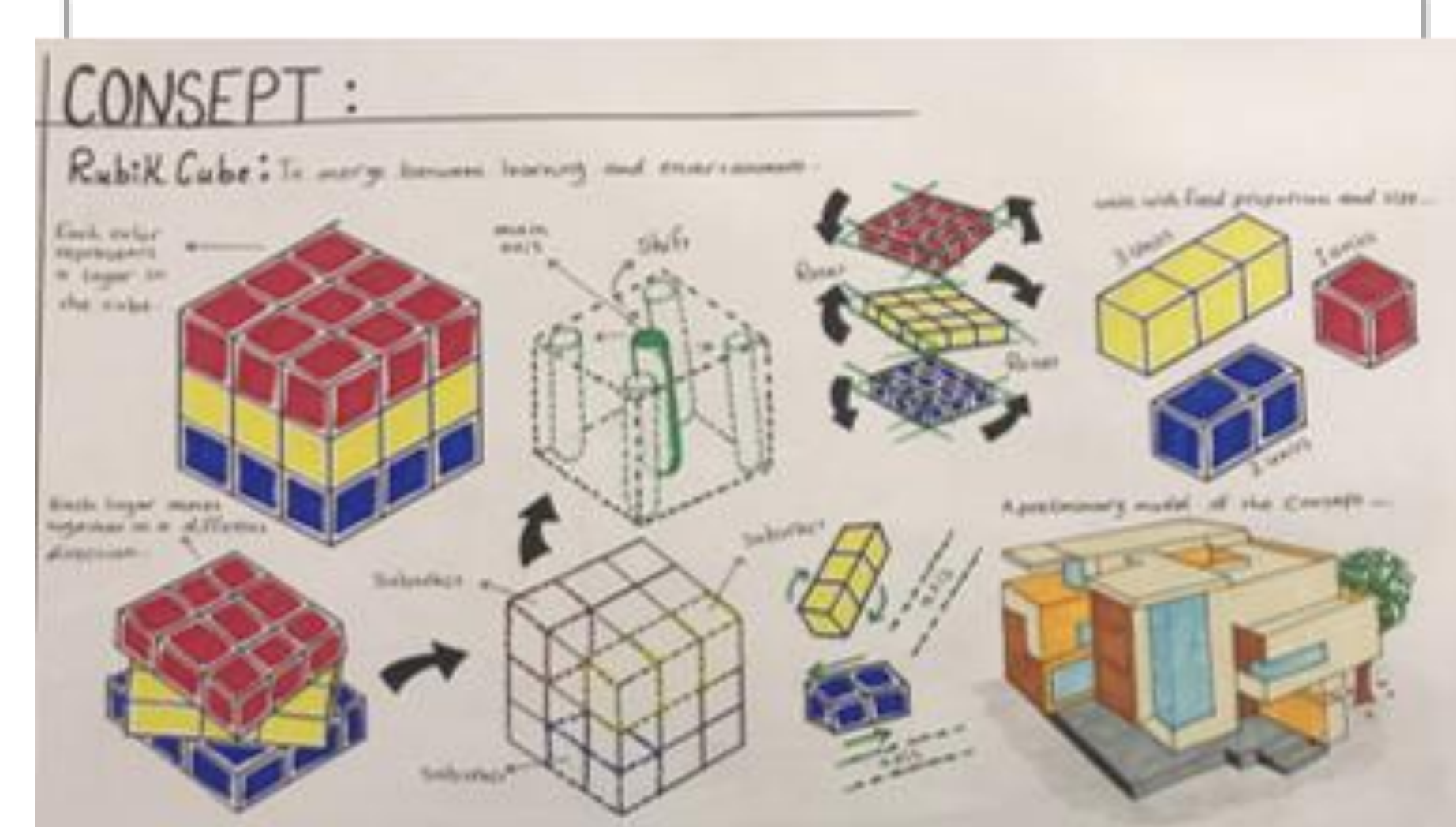
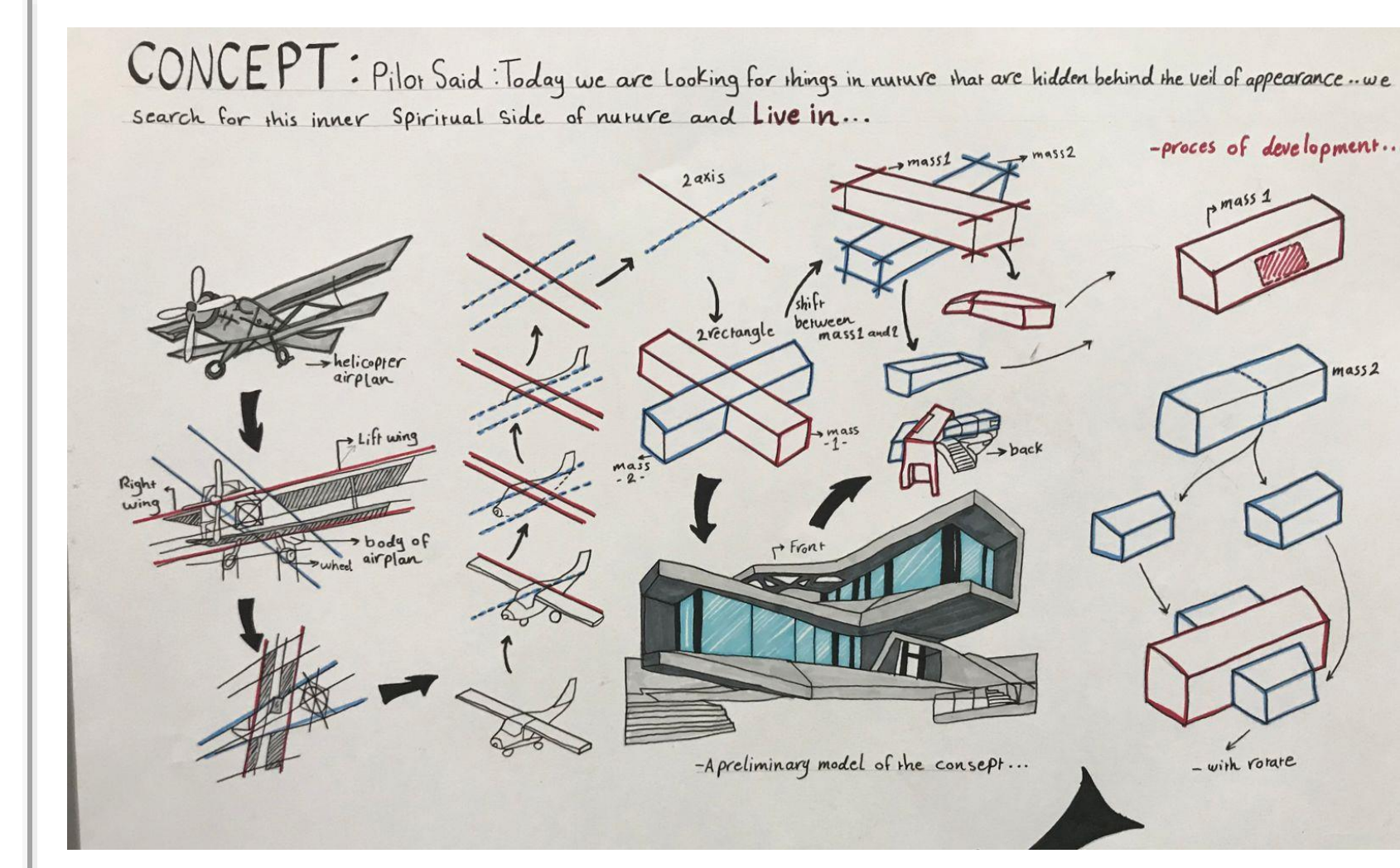


**Students Hub**



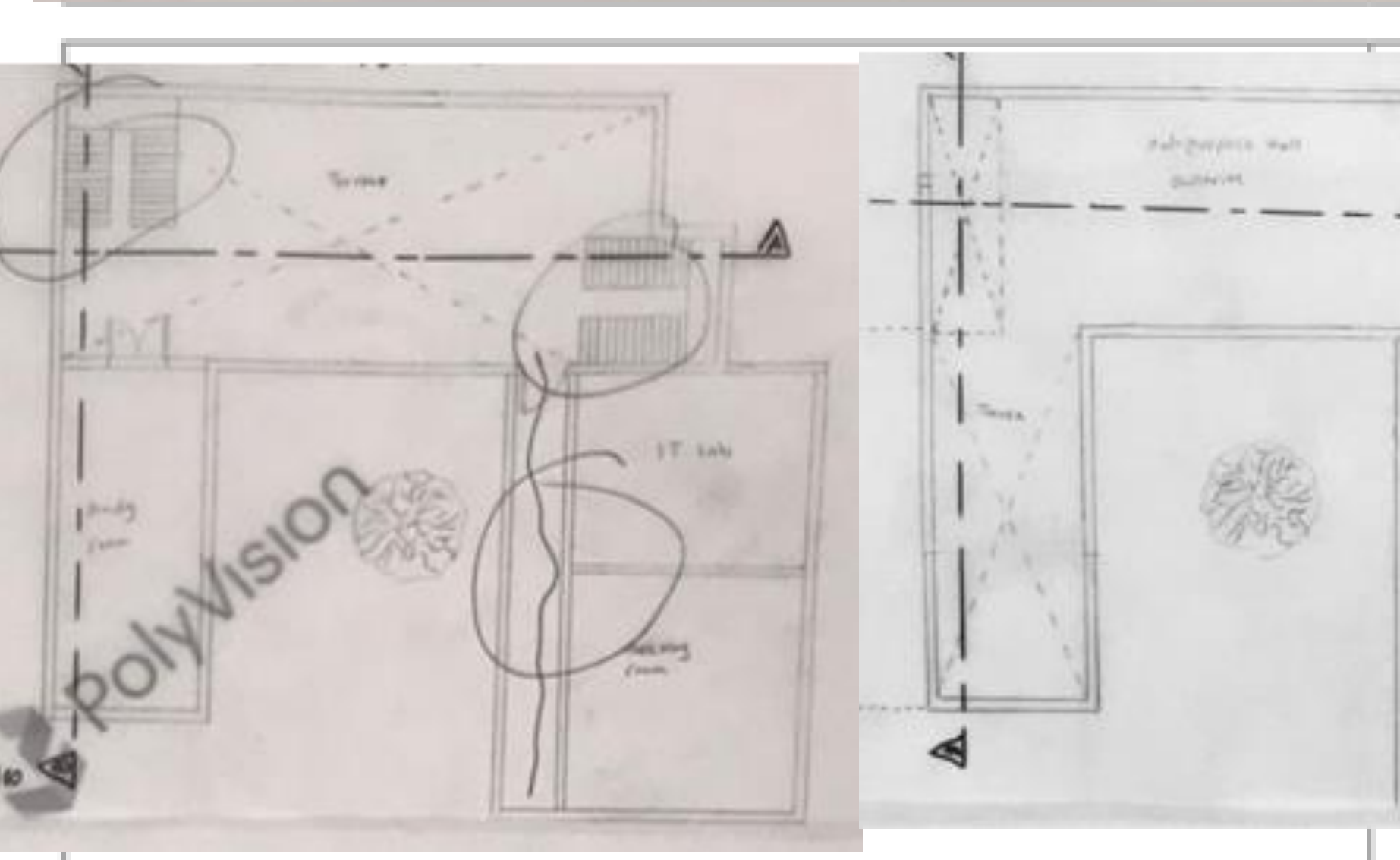

**PHASE 02: CONCEPT PHASE**

- Develop graphical thinking and communication skills in interpreting the design concept into spatial experience as it relates to your project design.
- Define strategies for problem-solving, conceptual development and poetic expression at all levels of the design processes of a building complex.
- Adapt critical thinking design processes by using inductive, deductive and abductive reasoning; and using analysis synthesis design cycle to structure the design knowledge and create three different conceptual design.
- Apply site analysis findings and buildings code to proper design concerning all environmental contexts: natural and man-made, in a positive contribution to them.
- Apply basic organizational, spatial, structural, and constructional principles to the conception and development of interior and exterior spaces, building elements, and components to develop three different conceptual and spatial design and models.
- Elaborate the conceptual, intellectual design that addresses issues and opportunities at the project scale, and critically synthesis the site conditions toward the development of innovative spatial experience. Define the in/out spaces and their relations to buildings.




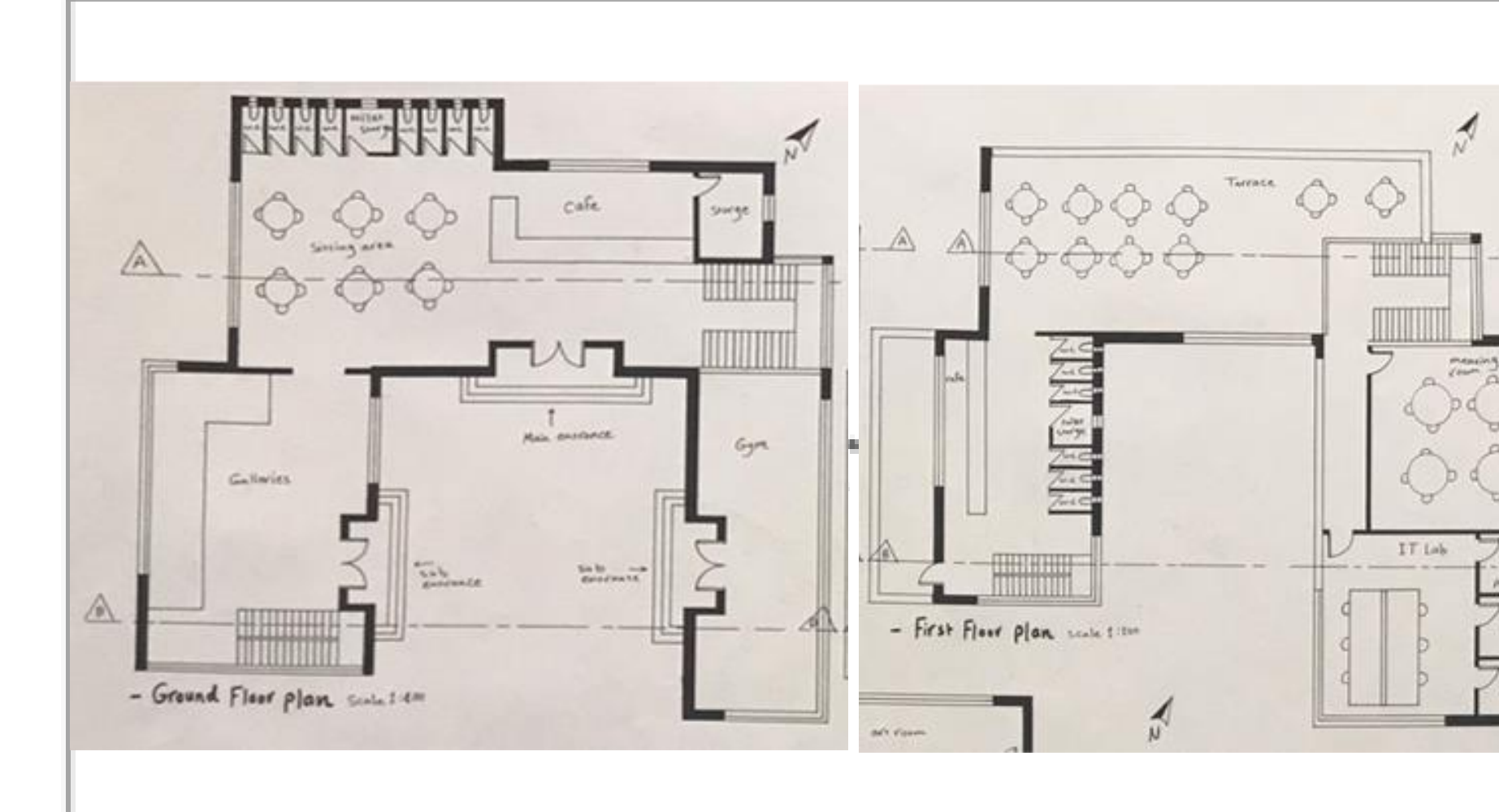

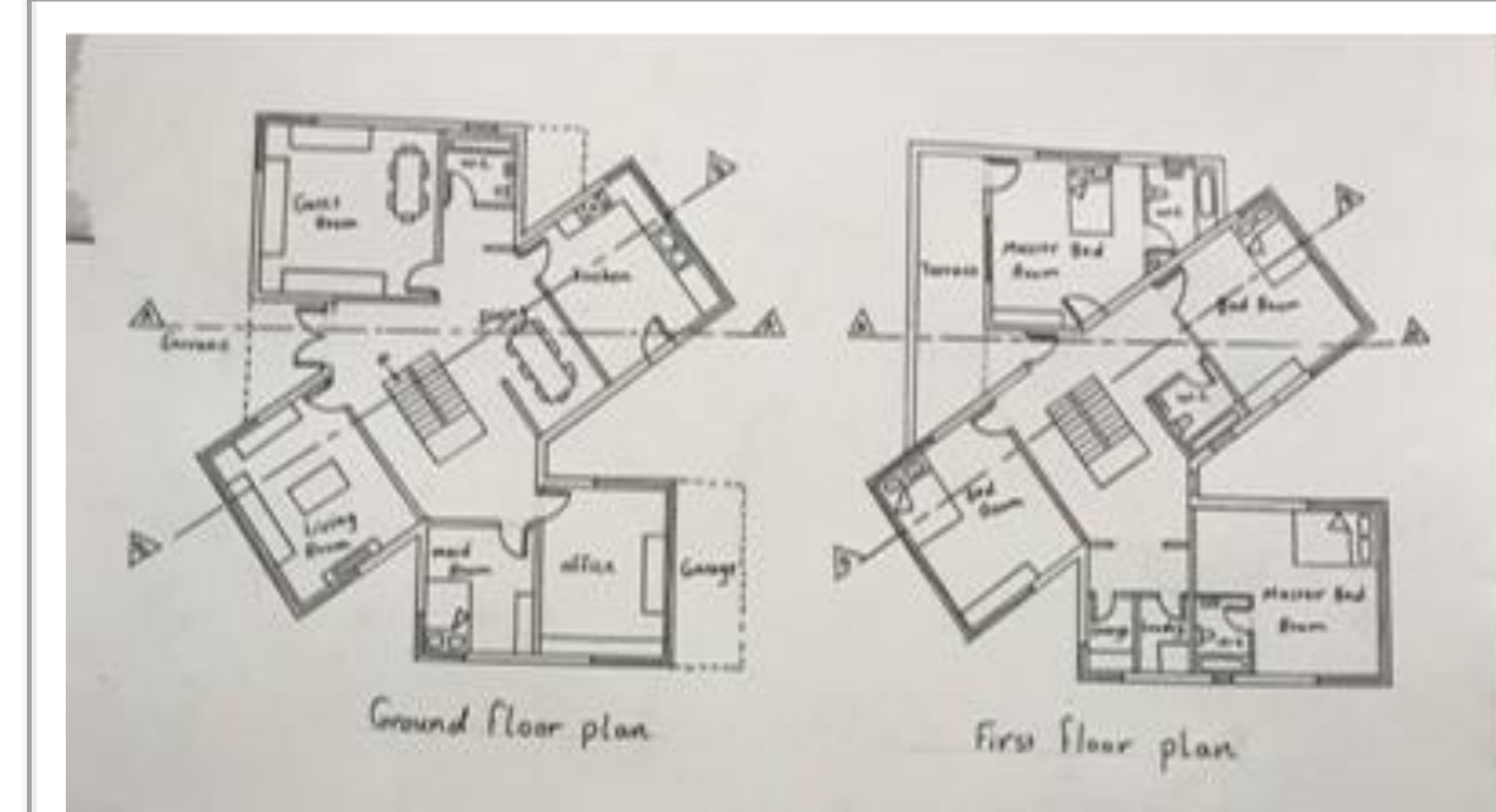
**PHASE 03: DESIGN DEVELOPMENT**

- Chose one design concept and developed it to more architectural details.
- Convert complex projects program into appropriate design forms using proper systems.
- Combine all previous knowledge to improve and develop the conceptual design.
- Apply the environmental considerations into design projects; for example, material selection, life cycle impacts, energy needs, orientation, local specific environmental concerns (if any).
- Solve different circulation systems (Vehicles, users circulation - indoor and outdoor).
- Deal with internal designs, indoor/outdoor spaces, spatial compositions and relationships, building codes, elevations, functions, forms, ....etc.
- Design the structural systems and construction technology.
- Respect all alternatives solutions.



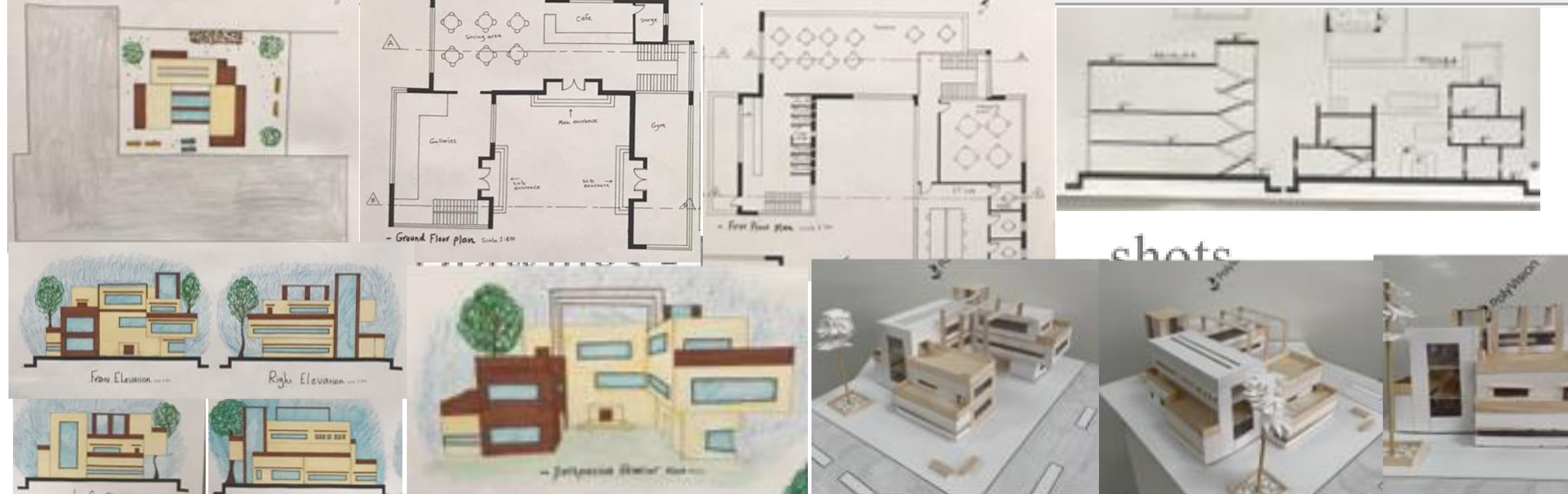
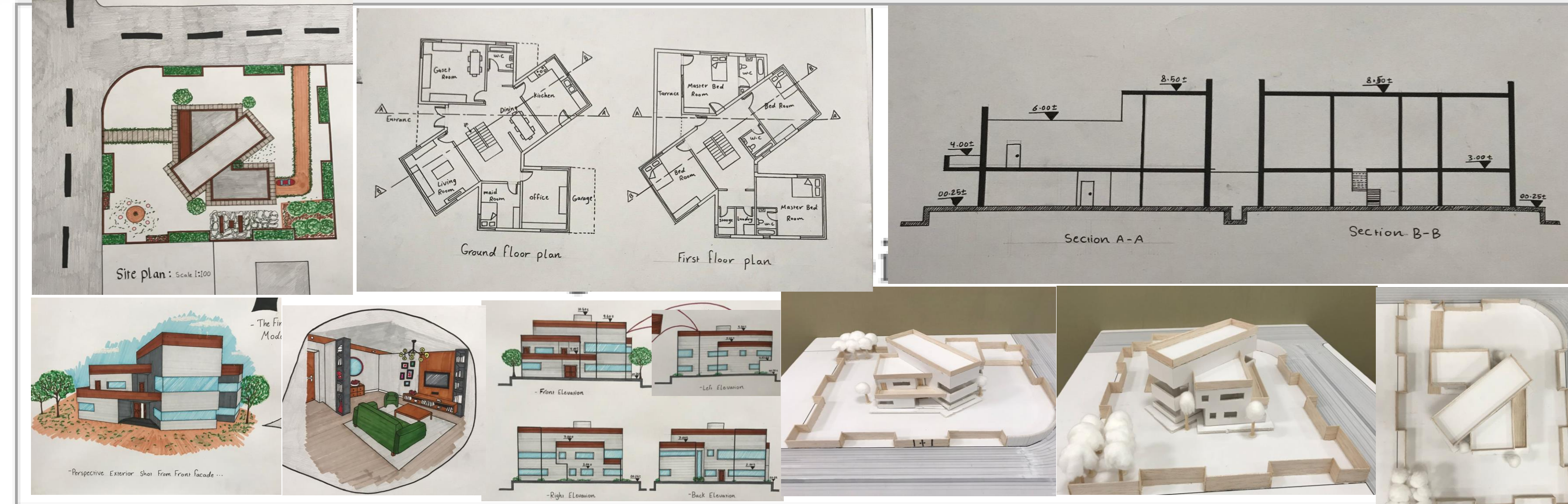
**PHASE 04 / 05: PRE/FINAL PHASES**

- Develop a design to more technical details by using computer programs.
- Sell and present design ideas, concepts, and final design orally and graphically by using appropriate representational media, design-based software, different communicational skills, architectural vocabulary and related terminology.
- Evolve the developed design into final and detailed mature technical design project (final plans, elevations, sections, models, 3D perspectives, design booklet, architectural details, ....etc.).



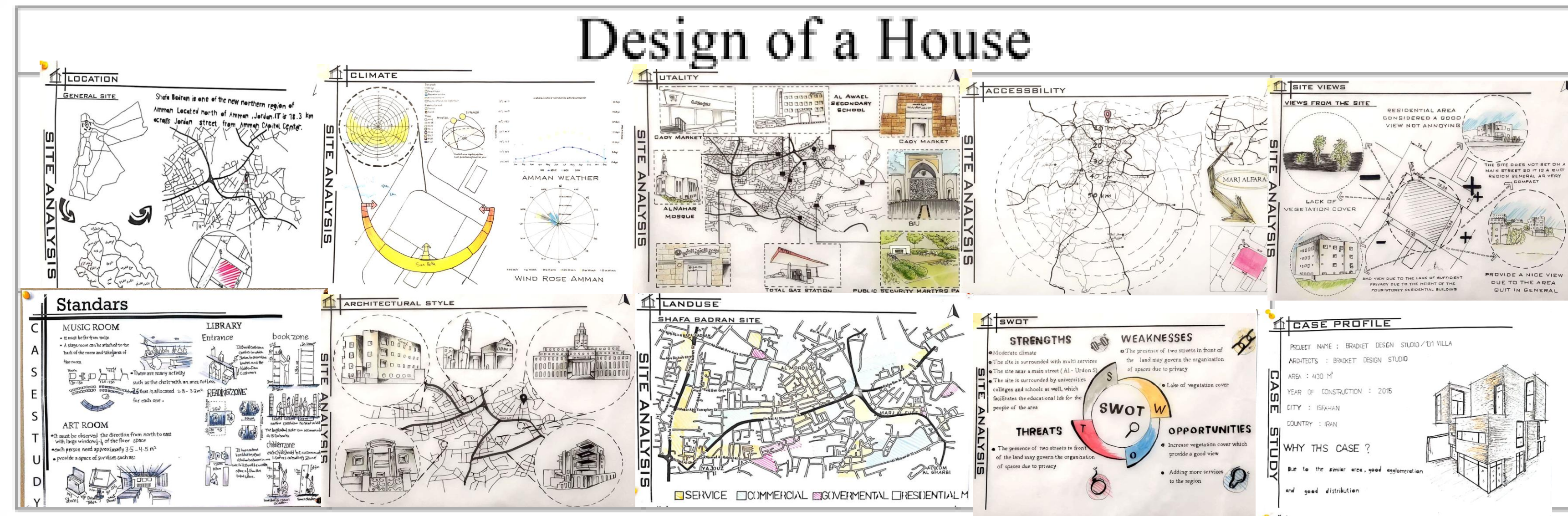
**IN ALL PHASES**

- Communicate effectively orally and graphically.
- Develop entrepreneurial skills and effective self-management, effectively manage tasks and resources within constrained time.
- Employ appropriate architectural communication and representational media including computer technology to present design,
- Work under pressure,
- Practice the neatness and aesthetics of design and approach,
- Respect all alternative solutions; change in the original plan of the project, different styles, culture, experience and treat others with respect,
- Contribute positively to aesthetic, architecture and urban identity, and cultural life of the community,
- apply professional expertise and skills to the benefit of society as a whole,



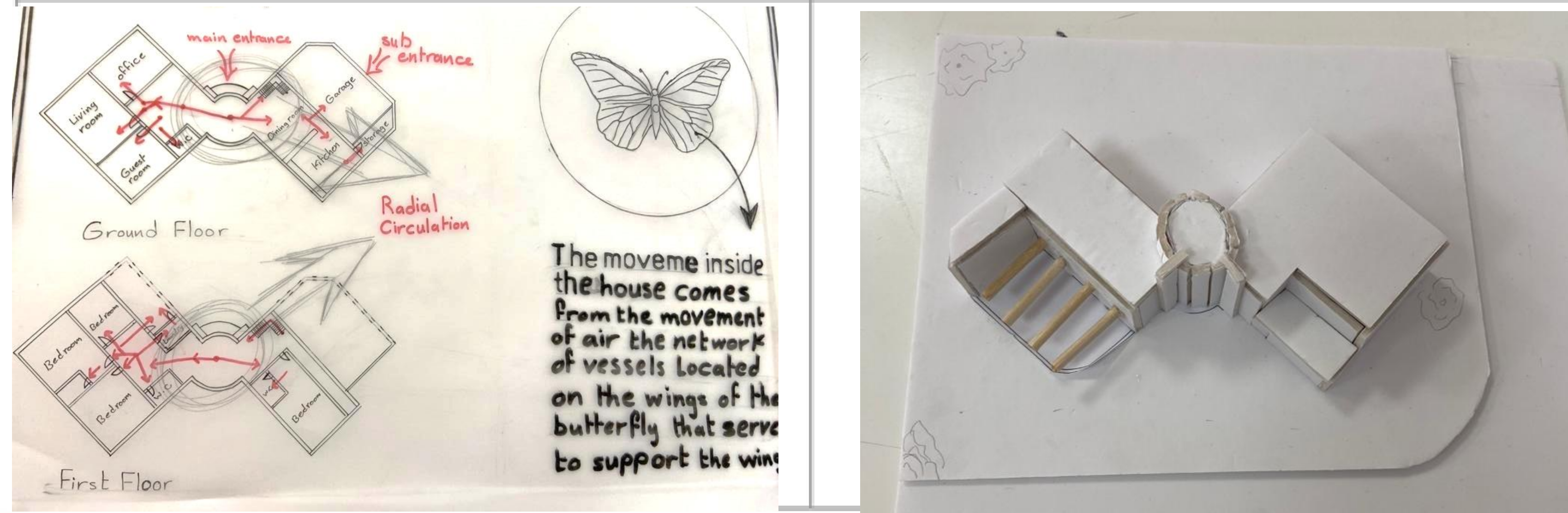
**PHASE 01: ANALYSIS PHASE**

- Understand the nature of your design projects.
- Employ primary methods of data collection and analysis to inform all aspects of the programming and design process.
- Classify and explain the related topics to your design developments projects.
- List the principles and design strategies of your projects design.
- Define the requirements, factors, and regulations that influence your design project.
- Select, analyze, and critique design precedents by choosing and analyzing case studies.
- Define, analyze, review, and criticize different design themes and strategies to compose architectural design programs for your design project
- Select one design theme and strategy to adapt it through over the design project time.
- Generate architectural design programs.
- Recognize and analyze the site forces, context, and urban spatial structure.
- Identify site boundaries and environmental contexts and identify the principles of climatic considerations, energy consumption and efficiency in creative design.
- Develop co-operative teamwork skills.
- Transfer the knowledge that gained in the first year of architectural program into tools that can help to design architectural spaces, forms, with specific functions.




**PHASE 02: CONCEPT PHASE**

- Develop graphical thinking and communication skills in interpreting the design concept into spatial experience as it relates to your project design.
- Define strategies for problem-solving, conceptual development and poetic expression at all levels of the design processes of a building complex.
- Adapt critical thinking design processes by using inductive, deductive and abductive reasoning; and using analysis synthesis design cycle to structure the development of innovative spatial experience. Define the in/out spaces and their relations to buildings.
- Apply site analysis findings and buildings code to proper design concerning all environmental contexts: natural and man-made, in a positive contribution to them.
- Apply basic organizational, spatial, structural, and constructional principles to the conception and development of interior and exterior spaces, building elements, and components to develop three different conceptual and spatial design and models.
- Elaborate the conceptual, intellectual design that addresses issues and opportunities at the project scale, and critically synthesis the site conditions toward the development of innovative spatial experience.



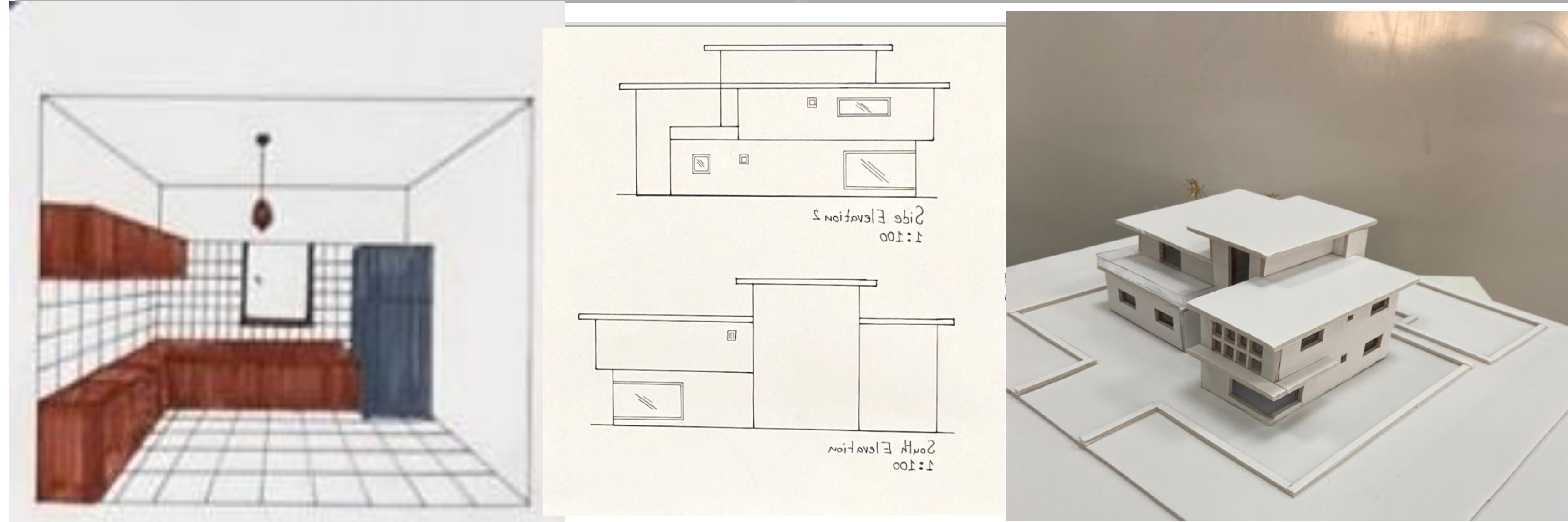
**PHASE 03: DESIGN DEVELOPMENT**

- Chose one design concept and developed it to more architectural details.
- Convert complex projects program into appropriate design forms using proper systems.
- Combine all previous knowledge to improve and develop the conceptual design.
- Apply the environmental considerations into design projects; for example, material selection, life cycle impacts, energy needs, orientation, local specific environmental concerns (if any).
- Solve different circulation systems (Vehicles, users circulation - indoor and outdoor).
- Deal with internal designs, indoor/outdoor spaces, spatial compositions and relationships, building codes, elevations, functions, forms, ....etc.
- Design the structural systems and construction technology.
- Respect all alternatives solutions.



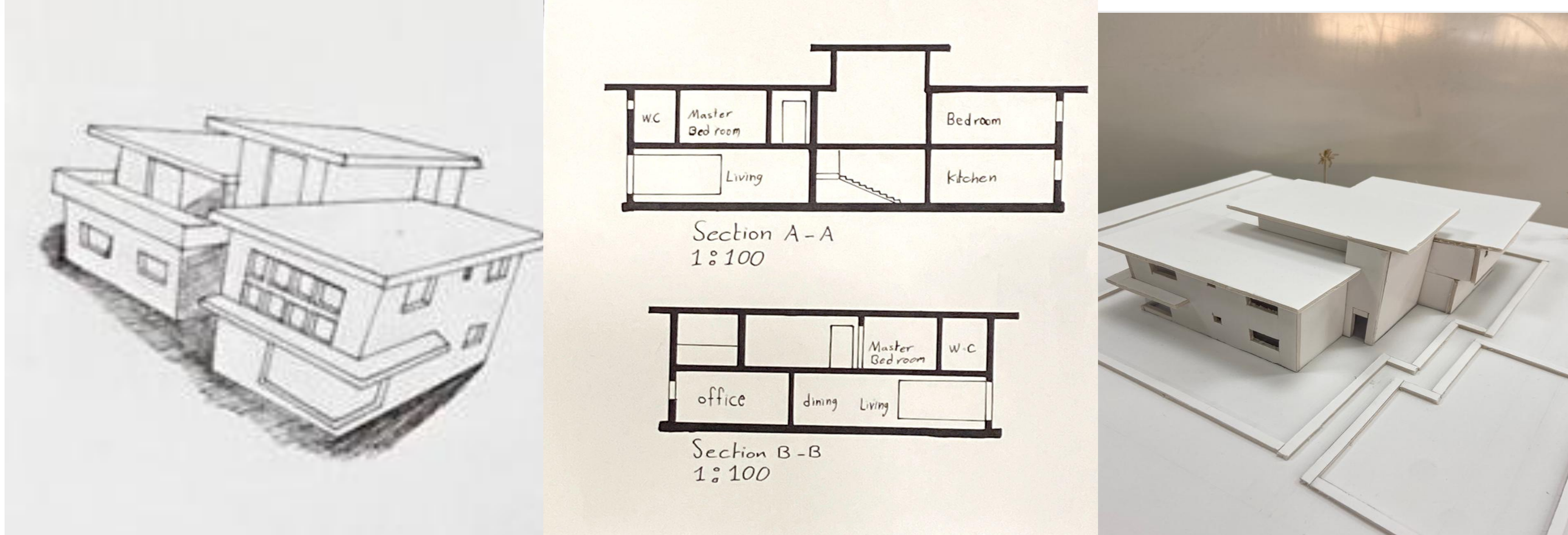
**PHASE 04 / 05: PRE/FINAL PHASES**

- Develop a design to more technical details by using computer programs.
- Sell and present design ideas, concepts, and final design orally and graphically by using appropriate representational media, design-based software, different communicational skills, architectural vocabulary and related terminology.
- Evolve the developed design into final and detailed mature technical design project (final plans, elevations, sections, models, 3D perspectives, design booklet, architectural details, ...etc.).

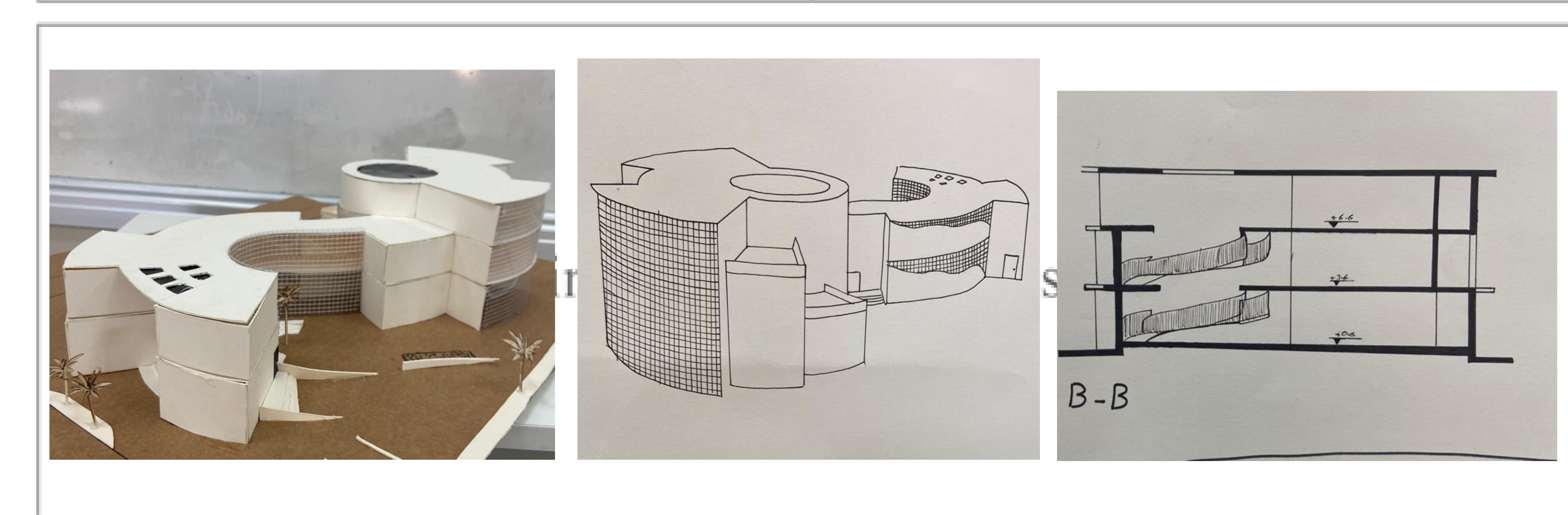


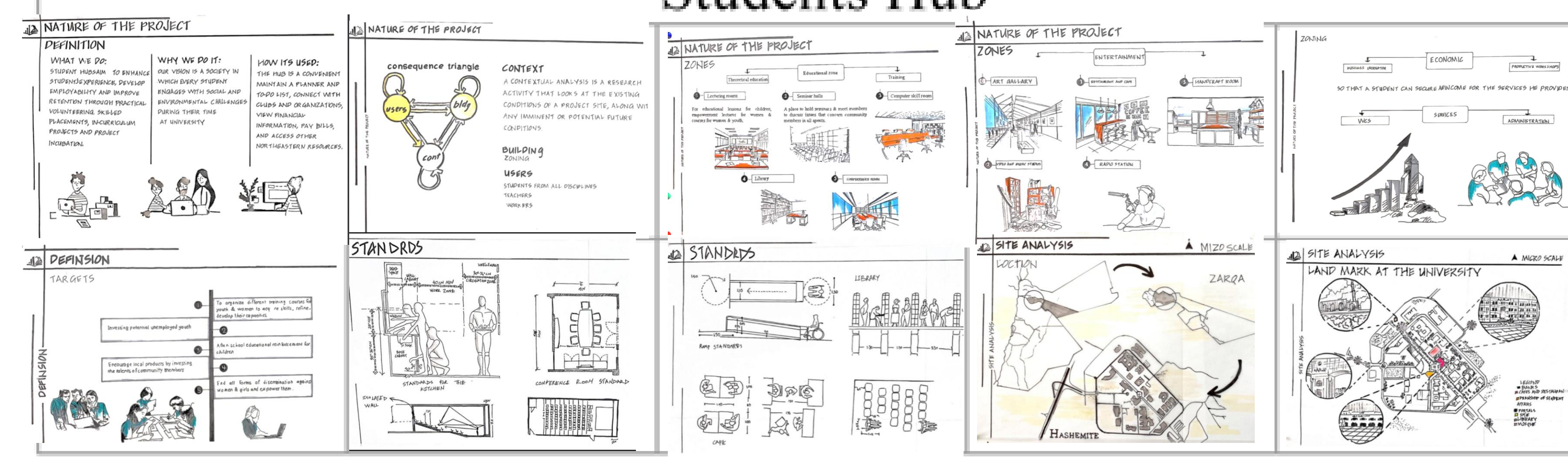


**IN ALL PHASES**

- Communicate effectively orally and graphically.
- Develop entrepreneurial skills and effective self-management.
- effectively manage tasks and resources within constrained time.
- Employ appropriate architectural communication and representational media including computer technology to present design.
- Work under pressure.
- Practice the neatness and aesthetics of design and approach.
- Respect all alternative solutions; change in the original plan of the project, different styles, culture, experience and treat others with respect.
- Contribute positively to aesthetic, architecture and urban identity, and cultural life of the community.
- apply professional expertise and skills to the benefit of society as a whole.

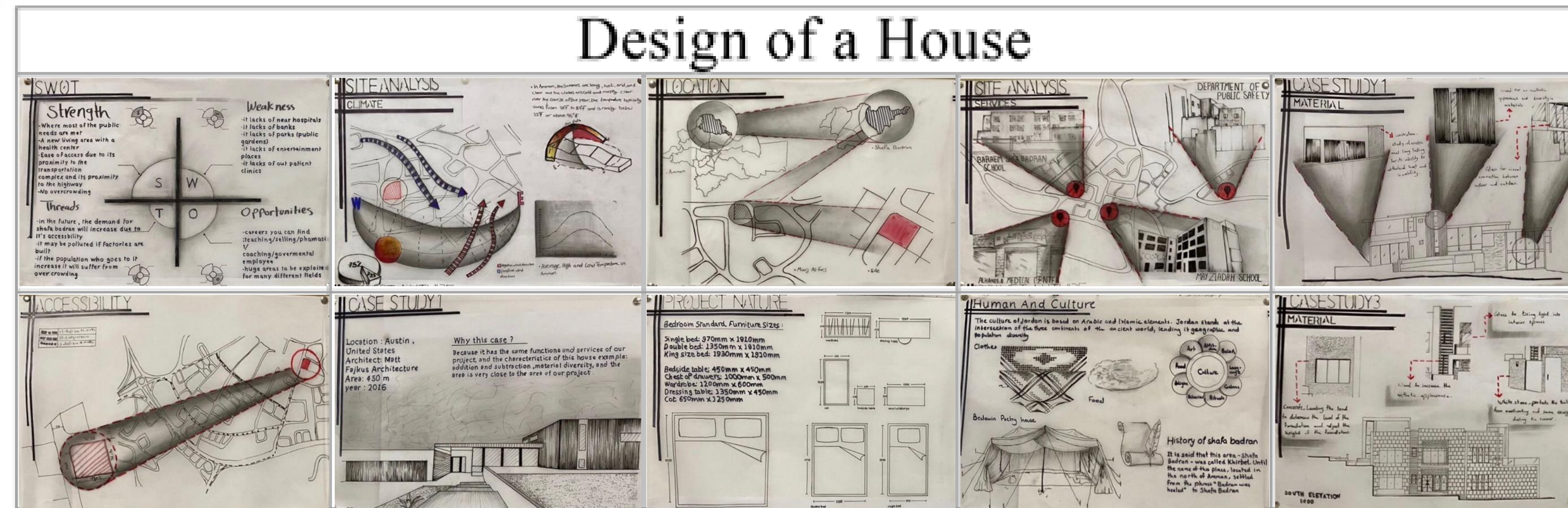


**Students Hub**

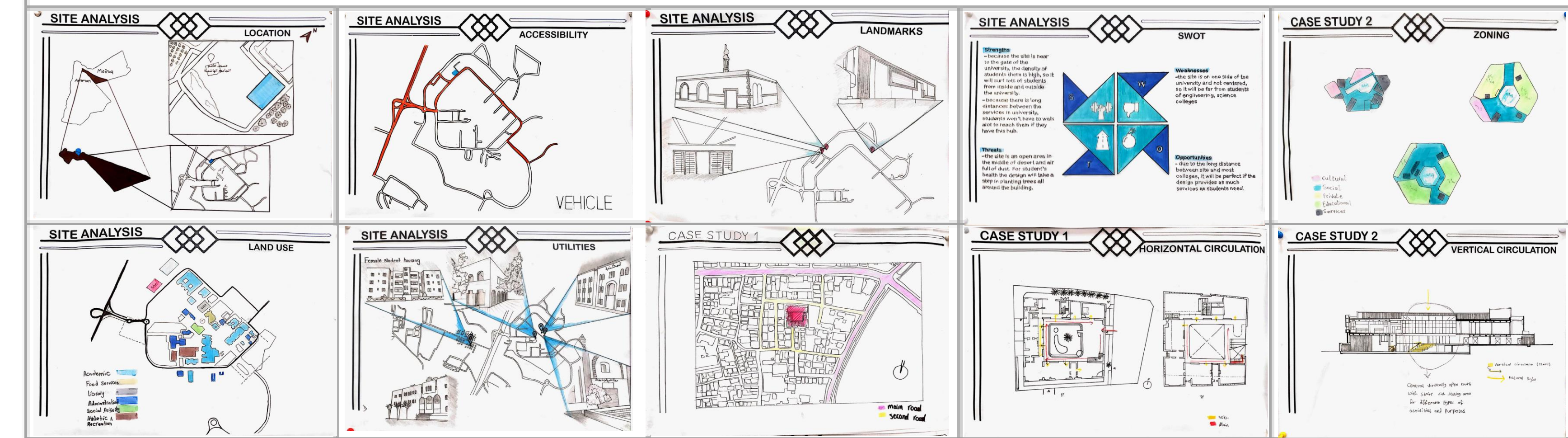


**PHASE 01: ANALYSIS PHASE**

- Understand the nature of your design projects.
- Employ primary methods of data collection and analysis to inform all aspects of the programming and design process.
- Classify and explain the related topics to your design developments projects.
- List the principles and design strategies of your projects design.
- Define the requirements, factors, and regulations that influence your design project.
- Select, analyze, and critique design precedents by choosing and analyzing case studies.
- Define, analyze, review, and criticize different design themes and strategies to compose architectural design programs for your design project
- Select one design theme and strategy to adapt it through over the design project time,
- Generate architectural design programs,
- Recognize and analyze the site forces, context, and urban spatial structure,
- Identify site boundaries and environmental contexts and identify the principles of climatic considerations, energy consumption and efficiency in creative design.
- Develop co-operative teamwork skills.
- Transfer the knowledge that gained in the first year of architectural program into tools that can help to design architectural spaces, forms, with specific functions.

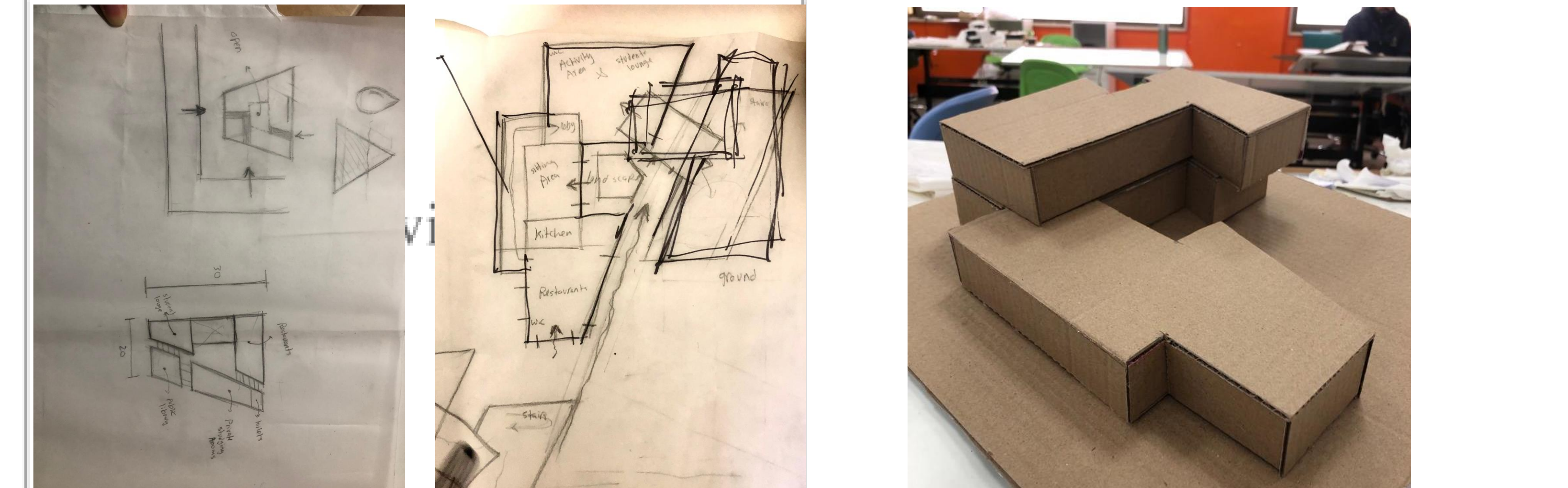


**Students Hub**



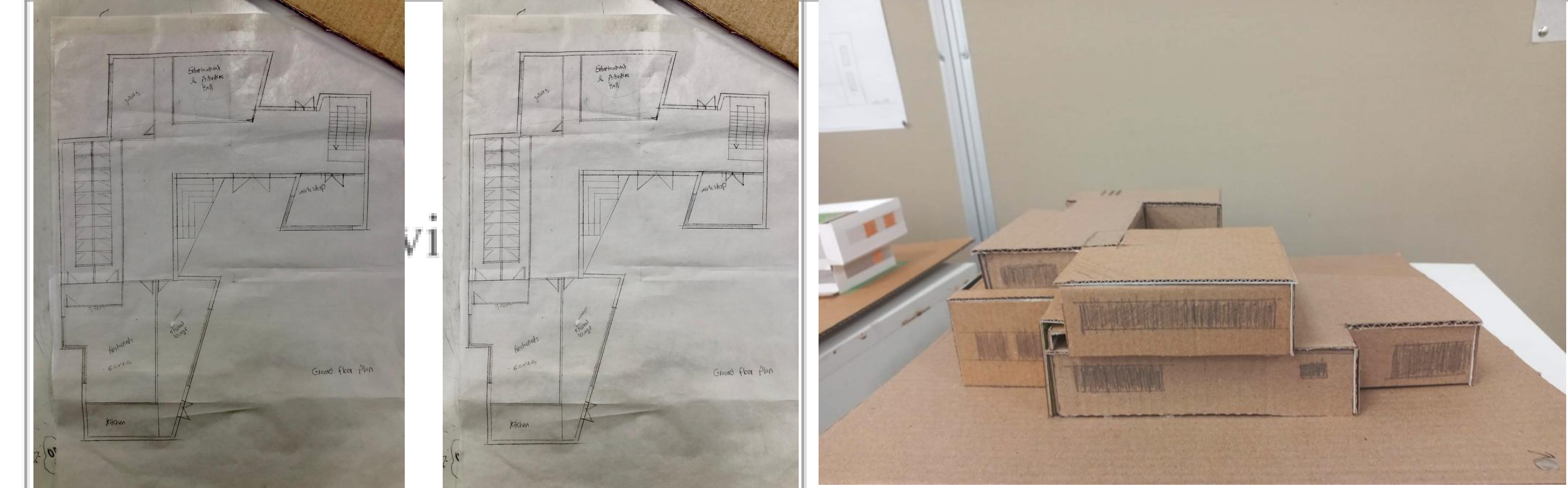

**PHASE 02: CONCEPT PHASE**

- Develop graphical thinking and communication skills in interpreting the design concept into spatial experience as it relates to your project design.
- Define strategies for problem-solving, conceptual development and poetic expression at all levels of the design processes of a building complex.
- Adapt critical thinking design processes by using inductive, deductive and abductive reasoning; and using analysis synthesis design cycle to structure the design knowledge and create three different conceptual design.
- Apply site analysis findings and buildings code to proper design concerning all environmental contexts: natural and man-made, in a positive contribution to them.
- Apply basic organizational, spatial, structural, and constructional principles to the conception and development of interior and exterior spaces, building elements, and components to develop three different conceptual and spatial design and models.
- Elaborate the conceptual, intellectual design that addresses issues and opportunities at the project scale, and critically synthesis the site conditions toward the development of innovative spatial experience. Define the in/out spaces and their relations to buildings.



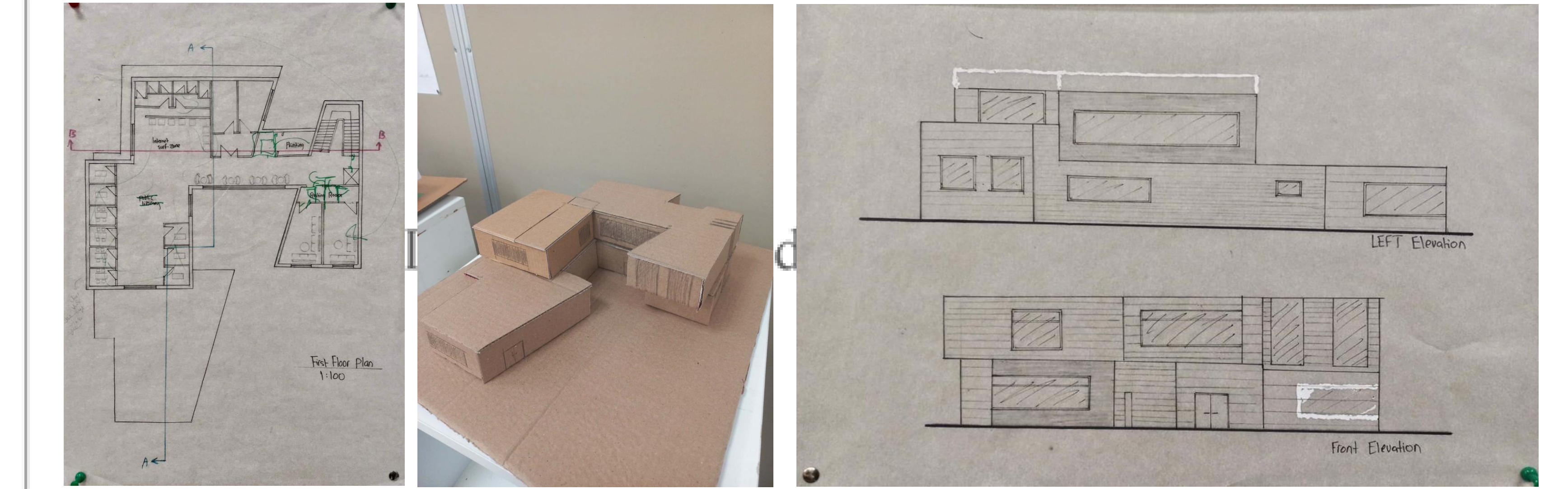
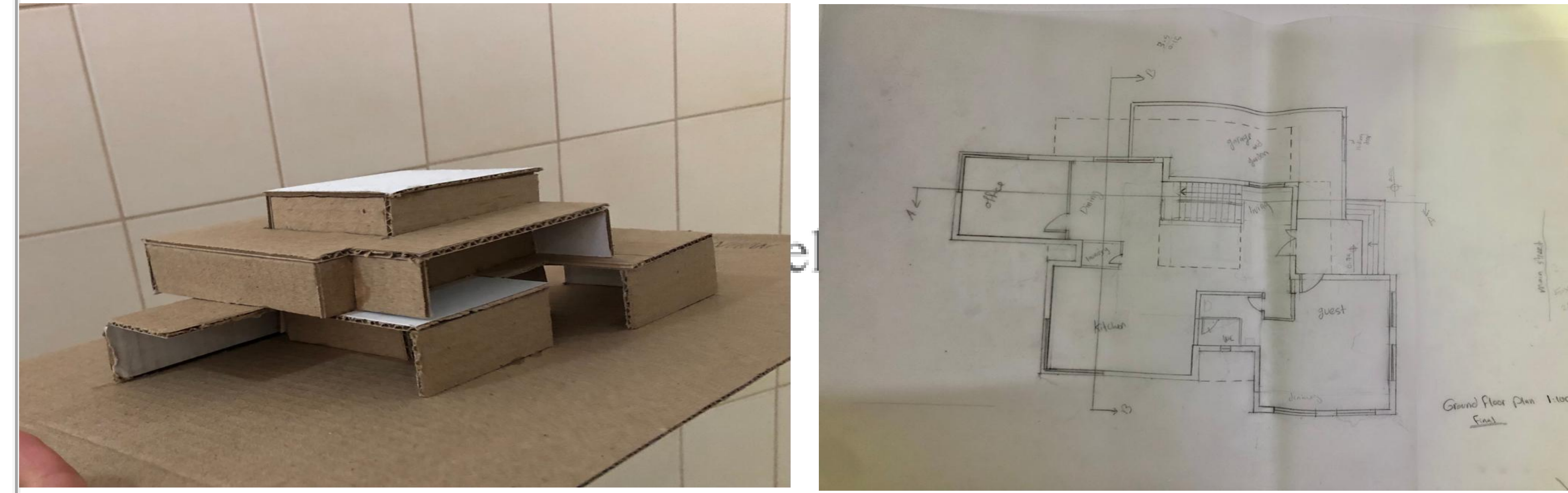
**PHASE 03: DESIGN DEVELOPMENT**

- Choose one design concept and developed it to more architectural details.
- Convert complex projects program into appropriate design forms using proper systems.
- Combine all previous knowledge to improve and develop the conceptual design.
- Apply the environmental considerations into design projects; for example, material selection, life cycle impacts, energy needs, orientation, local specific environmental concerns (if any).
- Solve different circulation systems (Vehicles, users circulation - indoor and outdoor).
- Deal with internal designs, indoor/outdoor spaces, spatial compositions and relationships, building codes, elevations, functions, forms, ....etc.
- Design the structural systems and construction technology.
- Respect all alternatives solutions.



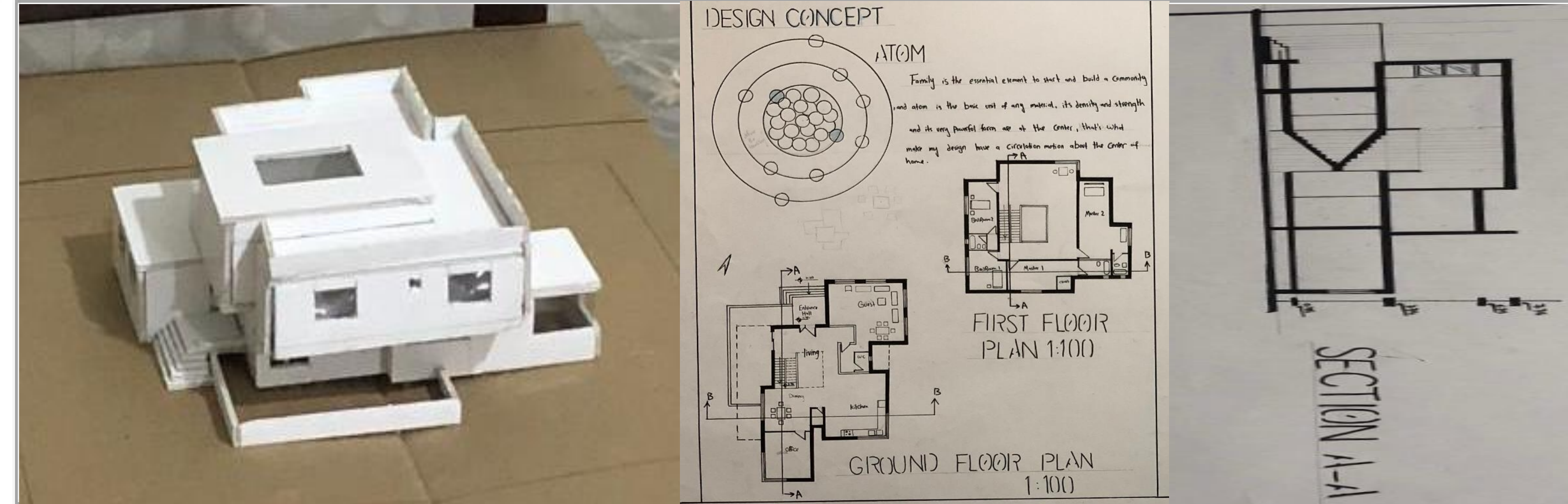
**PHASE 04 / 05: PRE/FINAL PHASES**

- Develop a design to more technical details by using computer programs.
- Sell and present design ideas, concepts, and final design orally and graphically by using appropriate representational media, design-based software, different communicational skills, architectural vocabulary and related terminology.
- Evolve the developed design into final and detailed mature technical design project (final plans, elevations, sections, models, 3D perspectives, design booklet, architectural details, ...etc.).



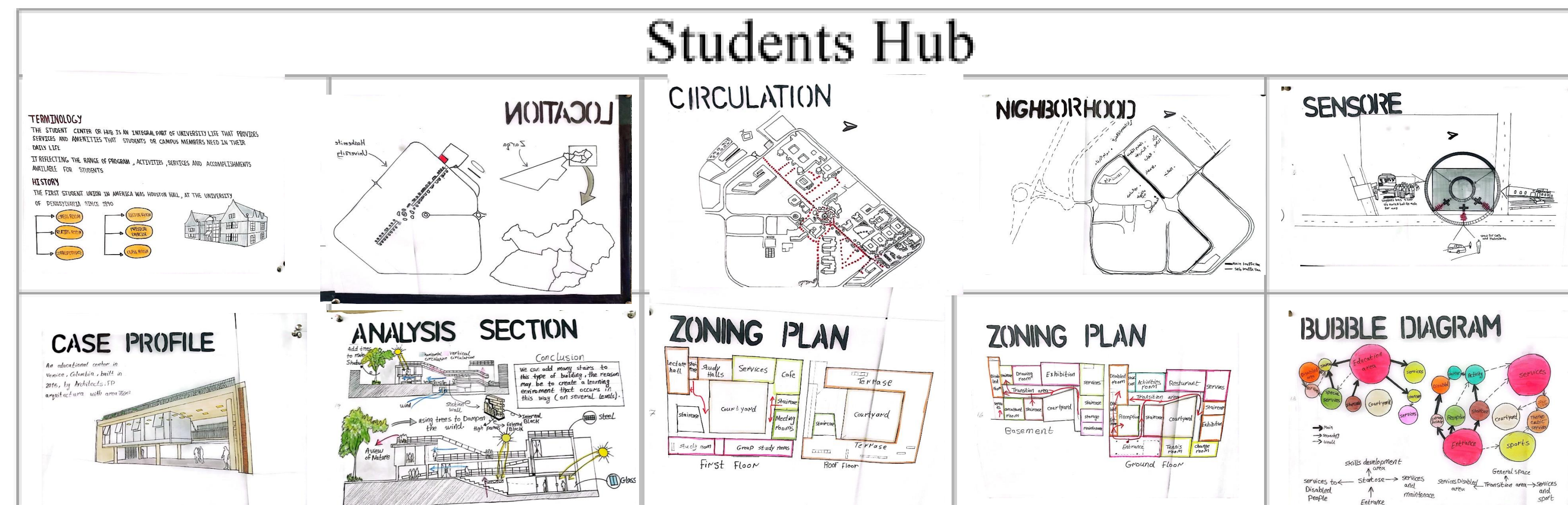
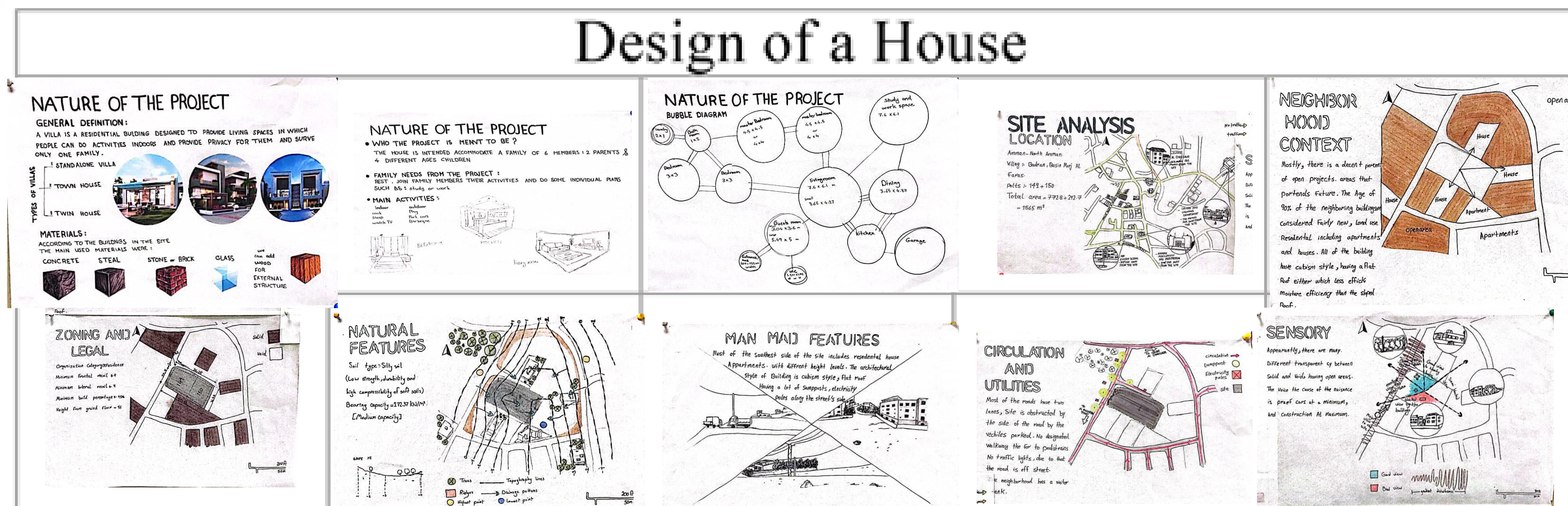
**IN ALL PHASES**

- Communicate effectively orally and graphically.
- Develop entrepreneurial skills and effective self-management,
- effectively manage tasks and resources within constrained time,
- Employ appropriate architectural communication and representational media including computer technology to present design,
- Work under pressure,
- Practice the neatness and aesthetics of design and approach,
- Respect all alternative solutions; change in the original plan of the project, different styles, culture, experience and treat others with respect,
- Contribute positively to aesthetic, architecture and urban identity, and cultural life of the community,
- apply professional expertise and skills to the benefit of society as a whole,



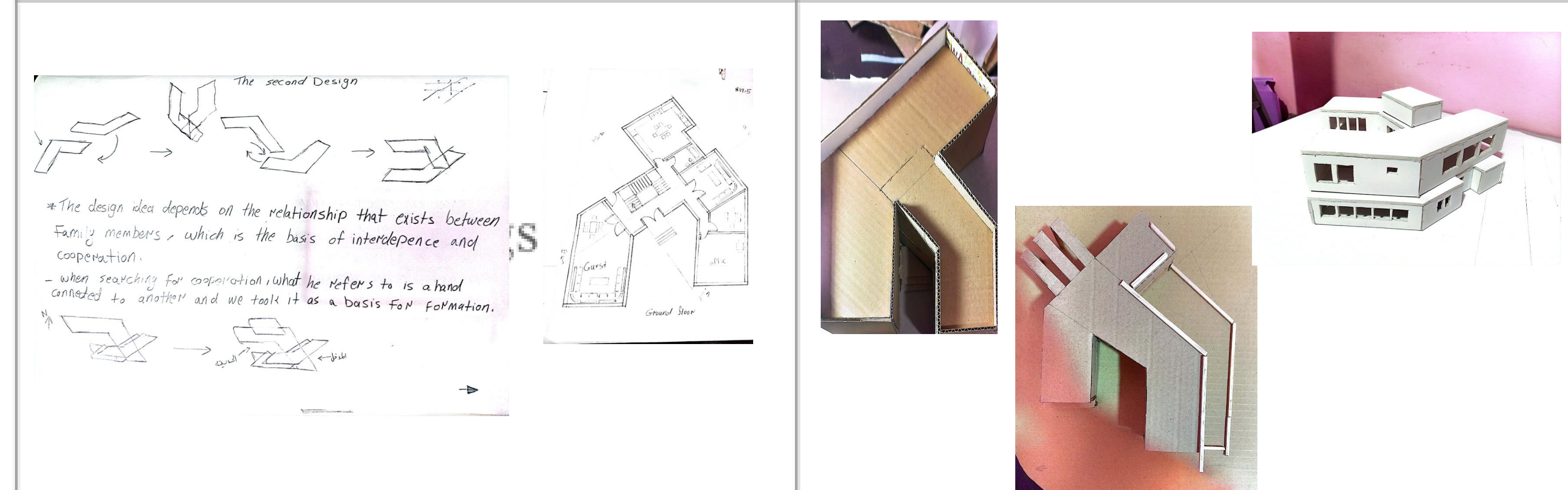
**PHASE 01: ANALYSIS PHASE**

- Understand the nature of your design projects.
- Employ primary methods of data collection and analysis to inform all aspects of the programming and design process.
- Classify and explain the related topics to your design developments projects.
- List the principles and design strategies of your projects design.
- Define the requirements, factors, and regulations that influence your design project.
- Select, analyze, and critique design precedents by choosing and analyzing case studies.
- Define, analyze, review, and criticize different design themes and strategies to compose architectural design programs for your design project
- Select one design theme and strategy to adapt it through over the design project time,
- Generate of architectural design programs,
- Recognize and analyze the site forces, context, and urban spatial structure,
- Identify site boundaries and environmental contexts and identify the principles of climatic considerations, energy consumption and efficiency in creative design.
- Develop co-operative teamwork skills.
- Transfer the knowledge that gained in the first year of architectural program into tools that can help to design architectural spaces, forms, with specific functions.




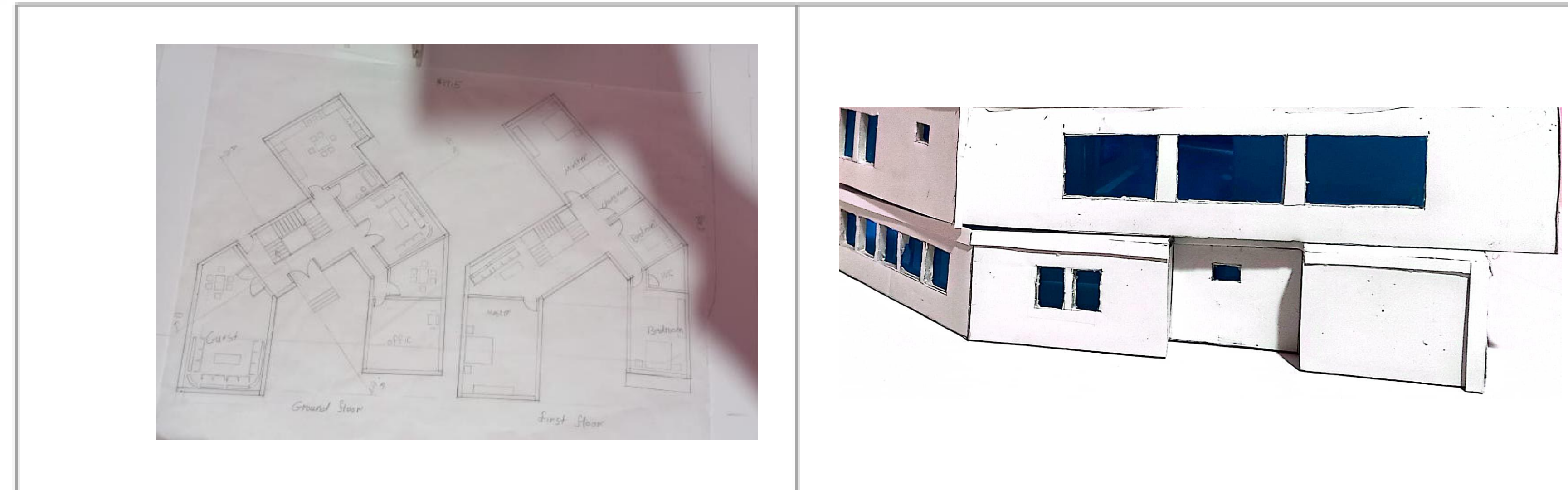
**PHASE 02: CONCEPT PHASE**

- Develop graphical thinking and communication skills in interpreting the design concept into spatial experience as it relates to your project design.
- Define strategies for problem-solving, conceptual development and poetic expression at all levels of the design processes of a building complex.
- Adapt critical thinking design processes by using inductive, deductive and abductive reasoning; and using analysis synthesis design cycle to structure the design knowledge and create three different conceptual design.
- Apply site analysis findings and buildings code to proper design concerning all environmental contexts: natural and man-made, in a positive contribution to them.
- Apply basic organizational, spatial, structural, and constructional principles to the conception and development of interior and exterior spaces, building elements, and components to develop three different conceptual and spatial design and models.
- Elaborate the conceptual, intellectual design that addresses issues and opportunities at the project scale, and critically synthesis the site conditions toward the development of innovative spatial experience. Define the in/out spaces and their relations to buildings.



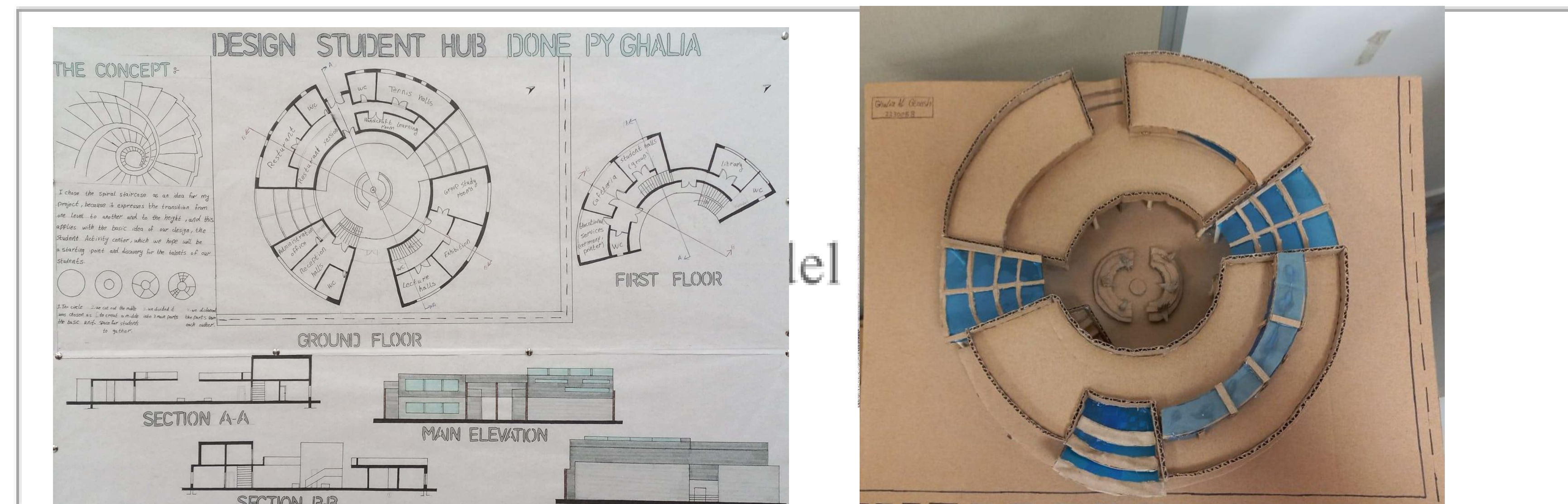
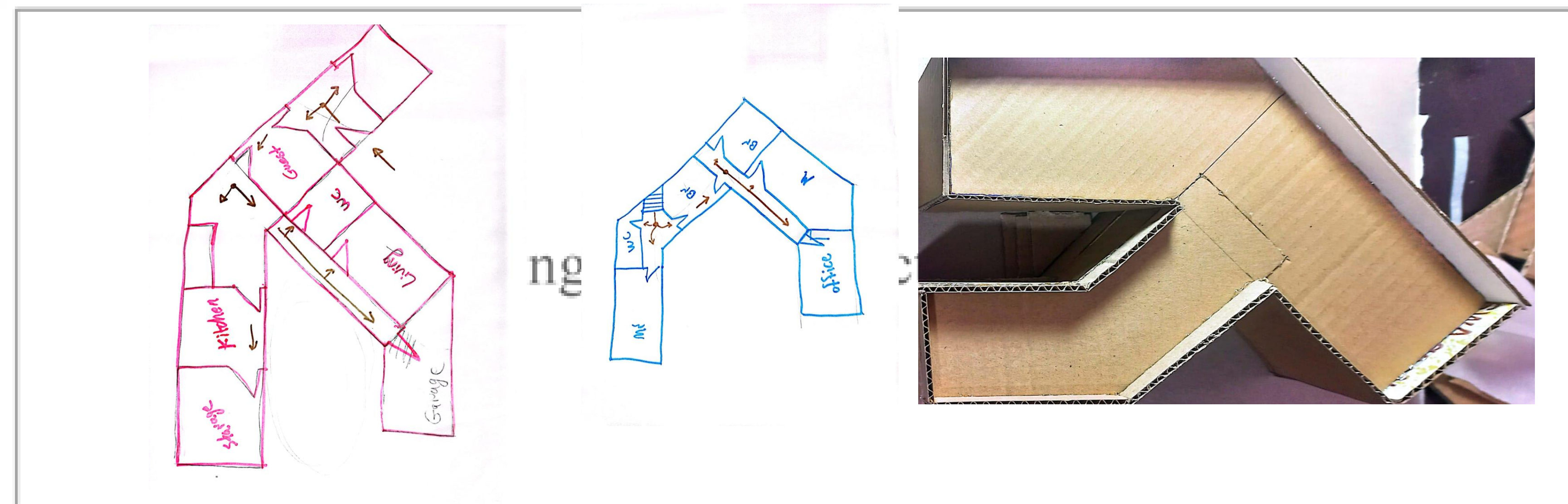
**PHASE 03: DESIGN DEVELOPMENT**

- Chose one design concept and developed it to more architectural details.
- Convert complex projects program into appropriate design forms using proper systems.
- Combine all previous knowledge to improve and develop the conceptual design.
- Apply the environmental considerations into design projects; for example, material selection, life cycle impacts, energy needs, orientation, local specific environmental concerns (if any).
- Solve different circulation systems (Vehicles, users circulation - indoor and outdoor).
- Deal with internal designs, indoor/outdoor spaces, spatial compositions and relationships, building codes, elevations, functions, forms, ...etc.
- Design the structural systems and construction technology.
- Respect all alternatives solutions.



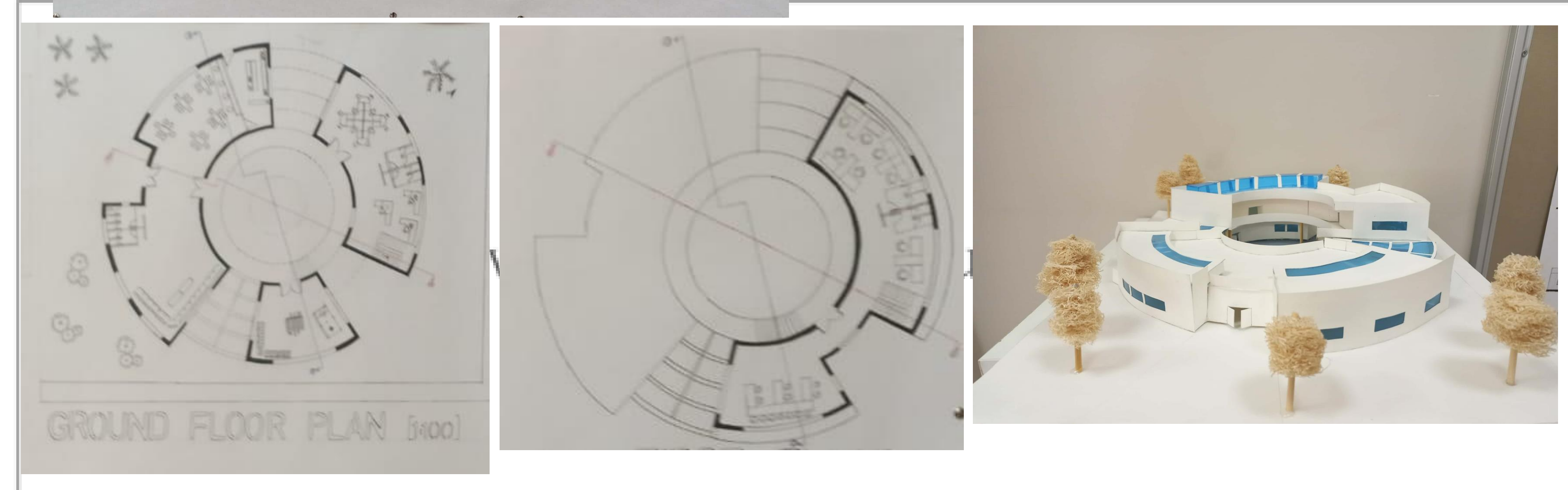
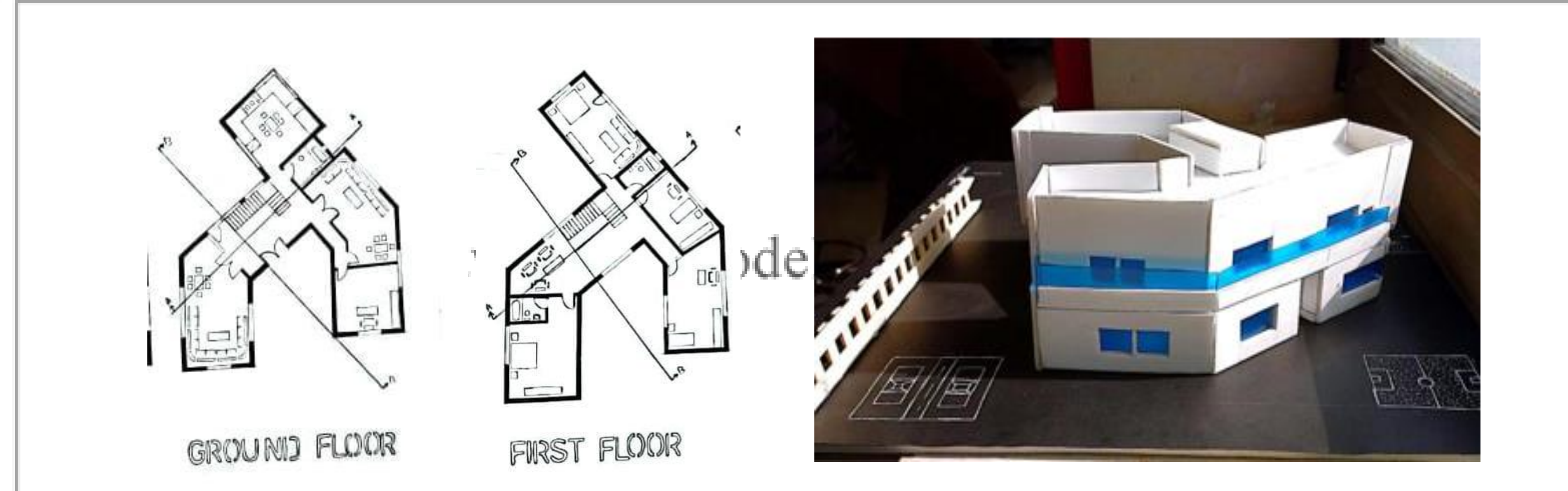
**PHASE 04 / 05: PRE/FINAL PHASES**

- Develop a design to more technical details by using computer programs.
- Sell and present design ideas, concepts, and final design orally and graphically by using appropriate representational media, design-based software, different communicational skills, architectural vocabulary and related terminology.
- Evolve the developed design into final and detailed mature technical design project (final plans, elevations, sections, models, 3D perspectives, design booklet, architectural details, ...etc.).



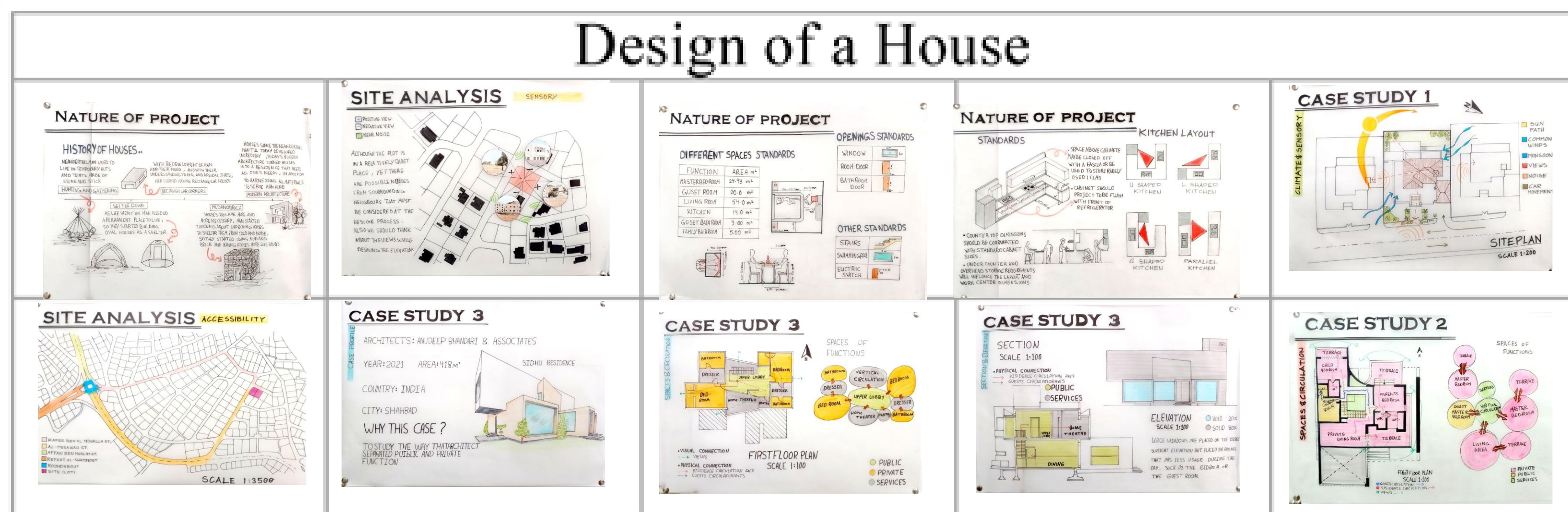
**IN ALL PHASES**

- Communicate effectively orally and graphically.
- Develop entrepreneurial skills and effective self-management,
- effectively manage tasks and resources within constrained time,
- Employ appropriate architectural communication and representational media including computer technology to present design,
- Work under pressure,
- Practice the neatness and aesthetics of design and approach,
- Respect all alternative solutions; change in the original plan of the project, different styles, culture, experience and treat others with respect,
- Contribute positively to aesthetic, architecture and urban identity, and cultural life of the community,
- apply professional expertise and skills to the benefit of society as a whole,



**PHASE 01: ANALYSIS PHASE**

- Understand the nature of your design projects.
- Employ primary methods of data collection and analysis to inform all aspects of the programming and design process.
- Classify and explain the related topics to your design developments projects.
- List the principles and design strategies of your projects design.
- Define the requirements, factors, and regulations that influence your design project.
- Select, analyze, and critique design precedents by choosing and analyzing case studies.
- Define, analyze, review, and criticize different design themes and strategies to compose architectural design programs for your design project
- Select one design theme and strategy to adapt it through over the design project time,
- Generate of architectural design programs,
- Recognize and analyze the site forces, context, and urban spatial structure,
- Identify site boundaries and environmental contexts and identify the principles of climatic considerations, energy consumption and efficiency in creative design.
- Develop co-operative teamwork skills.
- Transfer the knowledge that gained in the first year of architectural program into tools that can help to design architectural spaces, forms, with specific functions.




**Students Hub**




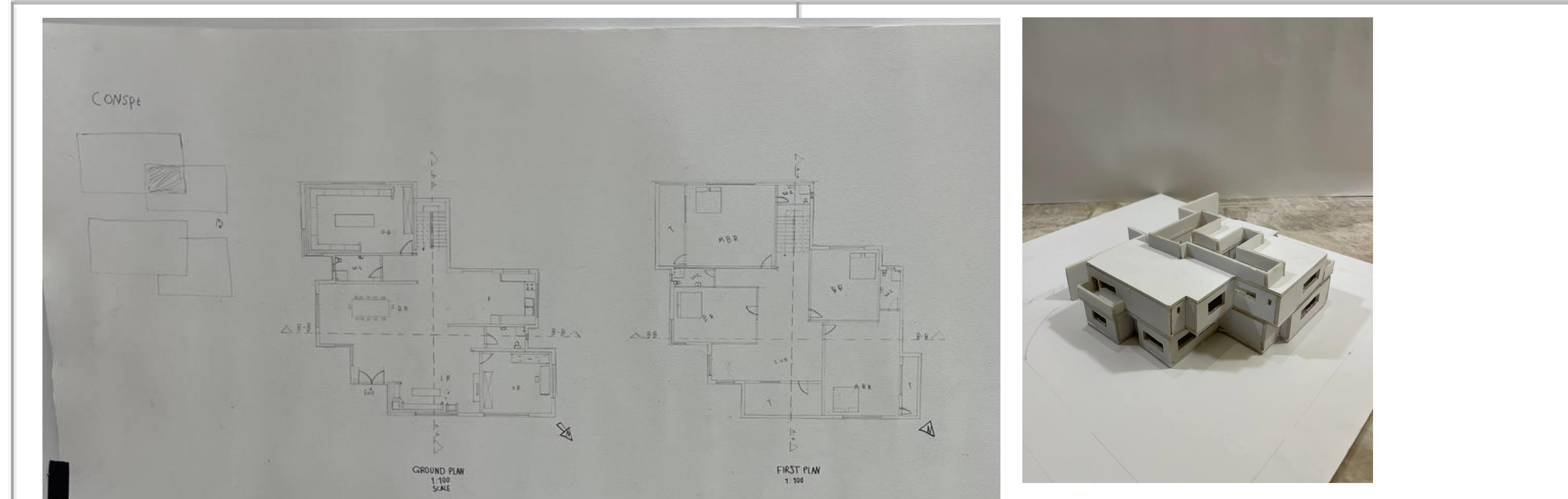
**PHASE 02: CONCEPT PHASE**

- Develop graphical thinking and communication skills in interpreting the design concept into spatial experience as it relates to your project design.
- Define strategies for problem-solving, conceptual development and poetic expression at all levels of the design processes of a building complex.
- Adapt critical thinking design processes by using inductive, deductive and abductive reasoning; and using analysis synthesis design cycle to structure the design knowledge and create three different conceptual design.
- Apply site analysis findings and buildings code to proper design concerning all environmental contexts: natural and man-made, in a positive contribution to them.
- Apply basic organizational, spatial, structural, and constructional principles to the conception and development of interior and exterior spaces, building elements, and components to develop three different conceptual and spatial design and models.
- Elaborate the conceptual, intellectual design that addresses issues and opportunities at the project scale, and critically synthesis the site conditions toward the development of innovative spatial experience. Define the in/out spaces and their relations to buildings.




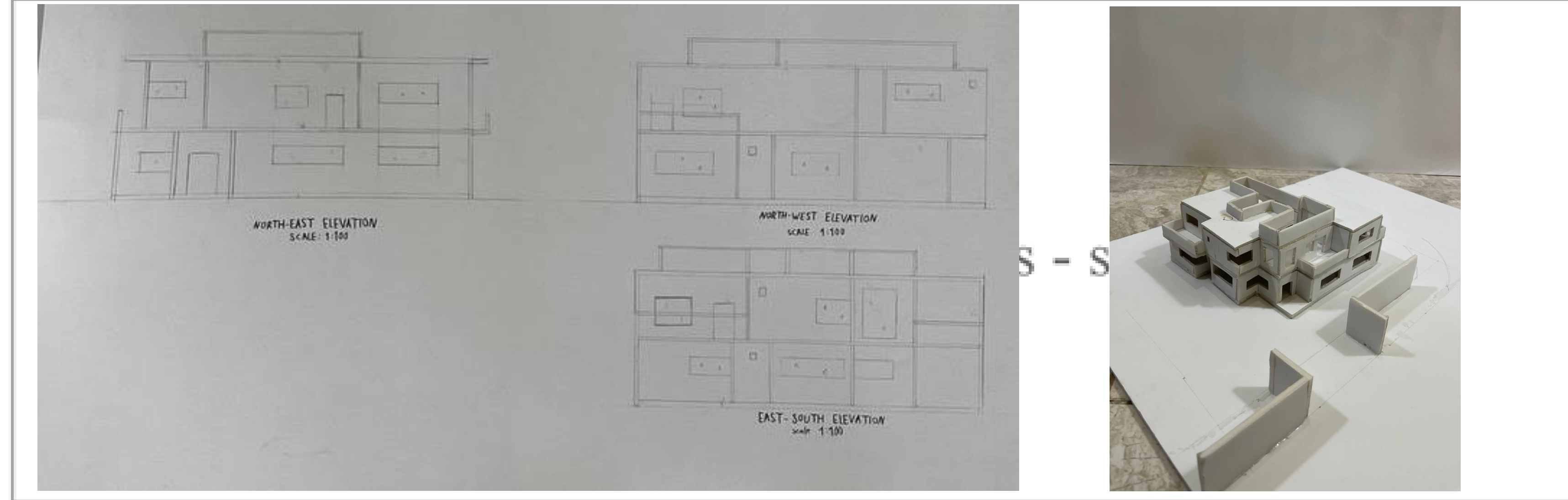
**PHASE 03: DESIGN DEVELOPMENT**

- Chose one design concept and developed it to more architectural details.
- Convert complex projects program into appropriate design forms using proper systems.
- Combine all previous knowledge to improve and develop the conceptual design.
- Apply the environmental considerations into design projects; for example, material selection, life cycle impacts, energy needs, orientation, local specific environmental concerns (if any).
- Solve different circulation systems (Vehicles, users circulation - indoor and outdoor).
- Deal with internal designs, indoor/outdoor spaces, spatial compositions and relationships, building codes, elevations, functions, forms, ...etc.
- Design the structural systems and construction technology.
- Respect all alternatives solutions.




**PHASE 04 / 05: PRE/FINAL PHASES**

- Develop a design to more technical details by using computer programs.
- Sell and present design ideas, concepts, and final design orally and graphically by using appropriate representational media, design-based software, different communicational skills, architectural vocabulary and related terminology.
- Evolve the developed design into final and detailed mature technical design project (final plans, elevations, sections, models, 3D perspectives, design booklet, architectural details, ...etc.).



**IN ALL PHASES**

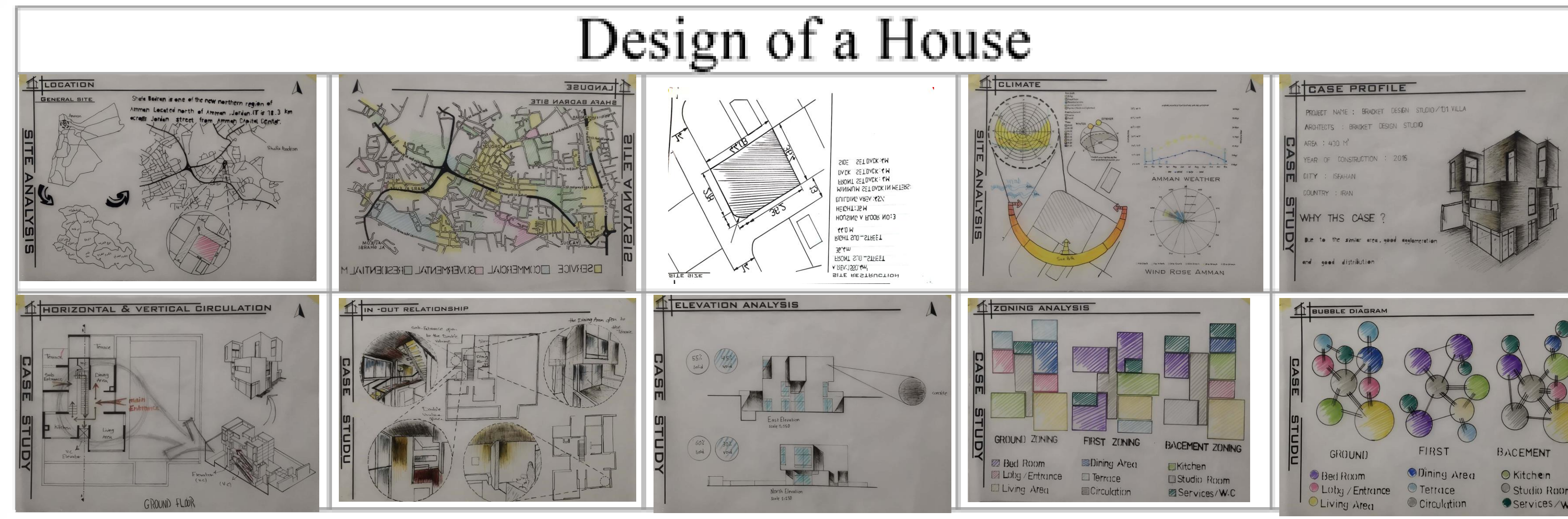
- Communicate effectively orally and graphically.
- Develop entrepreneurial skills and effective self-management,
- effectively manage tasks and resources within constrained time,
- Employ appropriate architectural communication and representational media including computer technology to present design,
- Work under pressure,
- Practice the neatness and aesthetics of design and approach,
- Respect all alternative solutions; change in the original plan of the project, different styles, culture, experience and treat others with respect,
- Contribute positively to aesthetic, architecture and urban identity, and cultural life of the community,
- apply professional expertise and skills to the benefit of society as a whole,





**PHASE 01: ANALYSIS PHASE**

- Understand the nature of your design projects.
- Employ primary methods of data collection and analysis to inform all aspects of the programming and design process.
- Classify and explain the related topics to your design developments projects.
- List the principles and design strategies of your projects design.
- Define the requirements, factors, and regulations that influence your design project.
- Select, analyze, and critique design precedents by choosing and analyzing case studies.
- Define, analyze, review, and criticize different design themes and strategies to compose architectural design programs for your design project
- Select one design theme and strategy to adapt it through over the design project time,
- Generate architectural design programs,
- Recognize and analyze the site forces, context, and urban spatial structure,
- Identify site boundaries and environmental contexts and identify the principles of climatic considerations, energy consumption and efficiency in creative design.
- Develop co-operative teamwork skills.
- Transfer the knowledge that gained in the first year of architectural program into tools that can help to design architectural spaces, forms, with specific functions.



**PHASE 02: CONCEPT PHASE**

- Develop graphical thinking and communication skills in interpreting the design concept into spatial experience as it relates to your project design.
- Define strategies for problem-solving, conceptual development and poetic expression at all levels of the design processes of a building complex.
- Adapt critical thinking design processes by using inductive, deductive and abductive reasoning; and using analysis synthesis design cycle to structure the design knowledge and create three different conceptual design.
- Apply site analysis findings and buildings code to proper design concerning all environmental contexts: natural and man-made, in a positive contribution to them.
- Apply basic organizational, spatial, structural, and constructional principles to the conception and development of interior and exterior spaces, building elements, and components to develop three different conceptual and spatial design and models.
- Elaborate the conceptual, intellectual design that addresses issues and opportunities at the project scale, and critically synthesis the site conditions toward the development of innovative spatial experience. Define the in/out spaces and their relations to buildings.



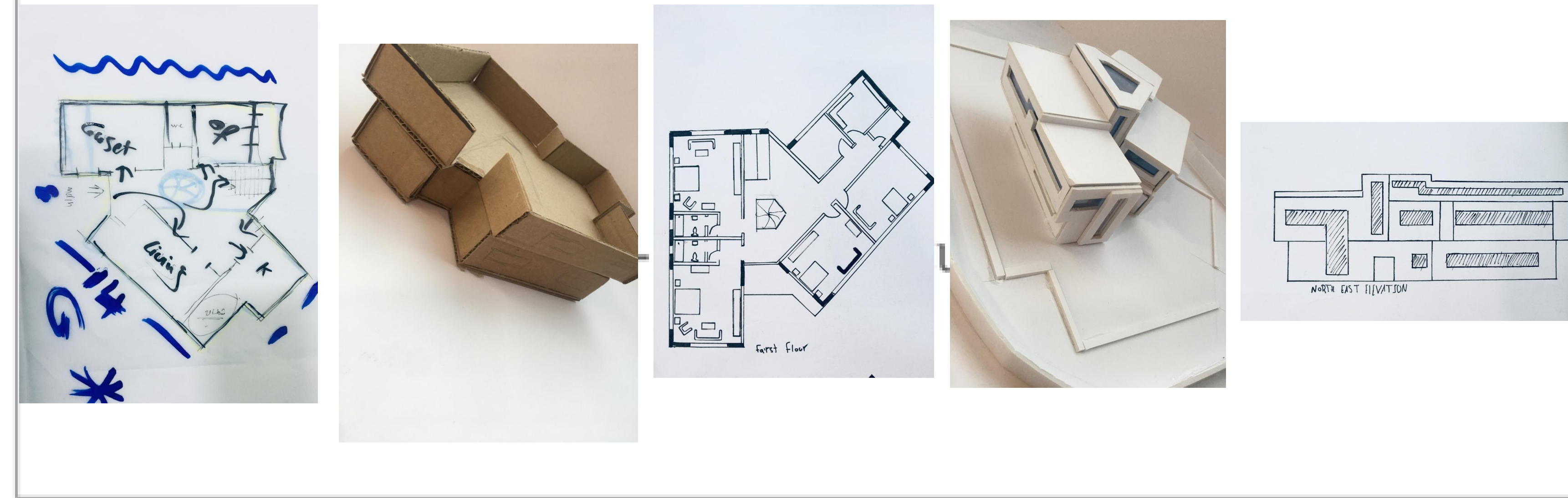
**PHASE 03: DESIGN DEVELOPMENT**

- Choose one design concept and developed it to more architectural details.
- Convert complex projects program into appropriate design forms using proper systems.
- Combine all previous knowledge to improve and develop the conceptual design.
- Apply the environmental considerations into design projects; for example, material selection, life cycle impacts, energy needs, orientation, local specific environmental concerns (if any).
- Solve different circulation systems (Vehicles, users circulation - indoor and outdoor).
- Deal with internal designs, indoor/outdoor spaces, spatial compositions and relationships, building codes, elevations, functions, forms, ....etc.
- Design the structural systems and construction technology.
- Respect all alternatives solutions.




**PHASE 04 / 05: PRE/FINAL PHASES**

- Develop a design to more technical details by using computer programs.
- Sell and present design ideas, concepts, and final design orally and graphically by using appropriate representational media, design-based software, different communicational skills, architectural vocabulary and related terminology.
- Evolve the developed design into final and detailed mature technical design project (final plans, elevations, sections, models, 3D perspectives, design booklet, architectural details, ...etc.).


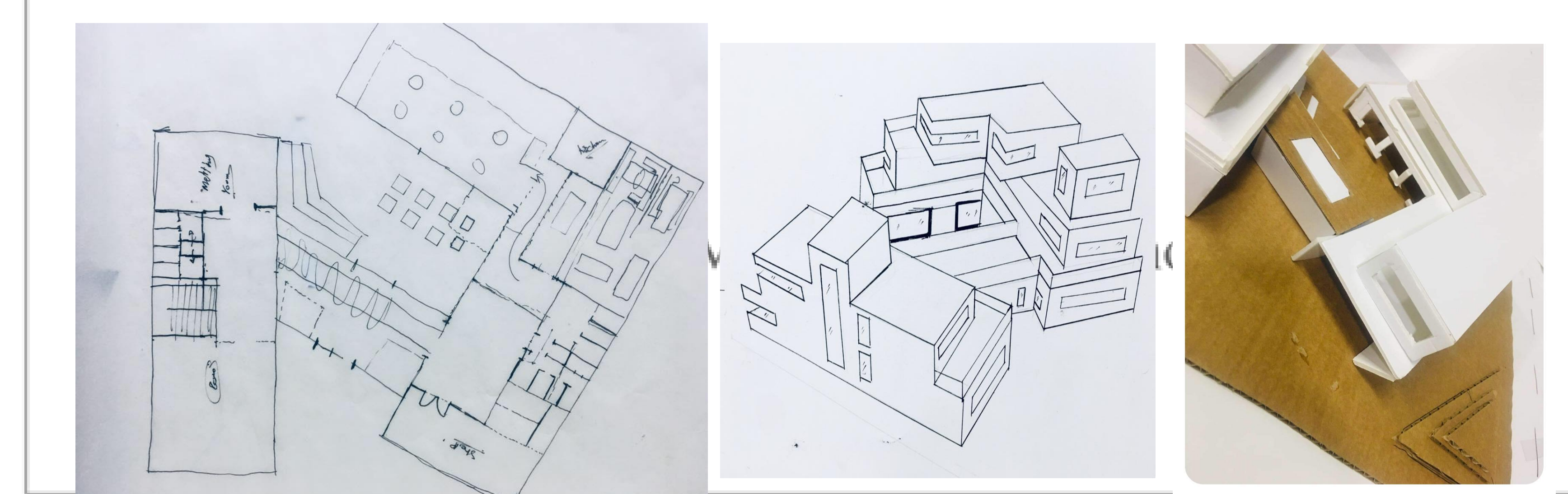
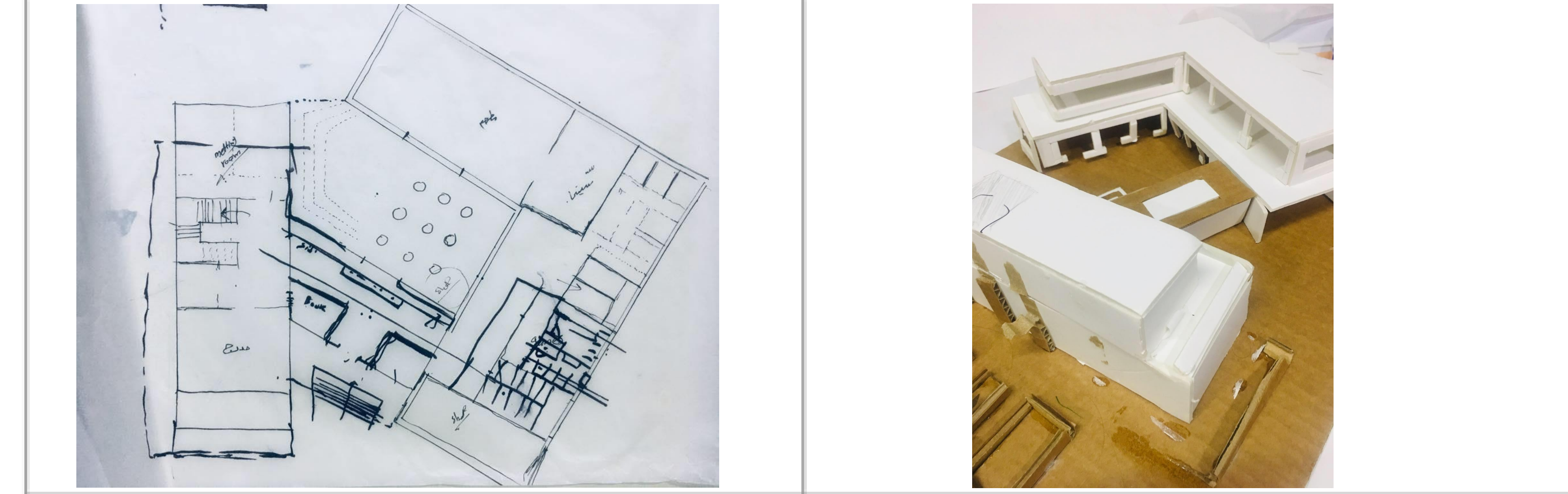
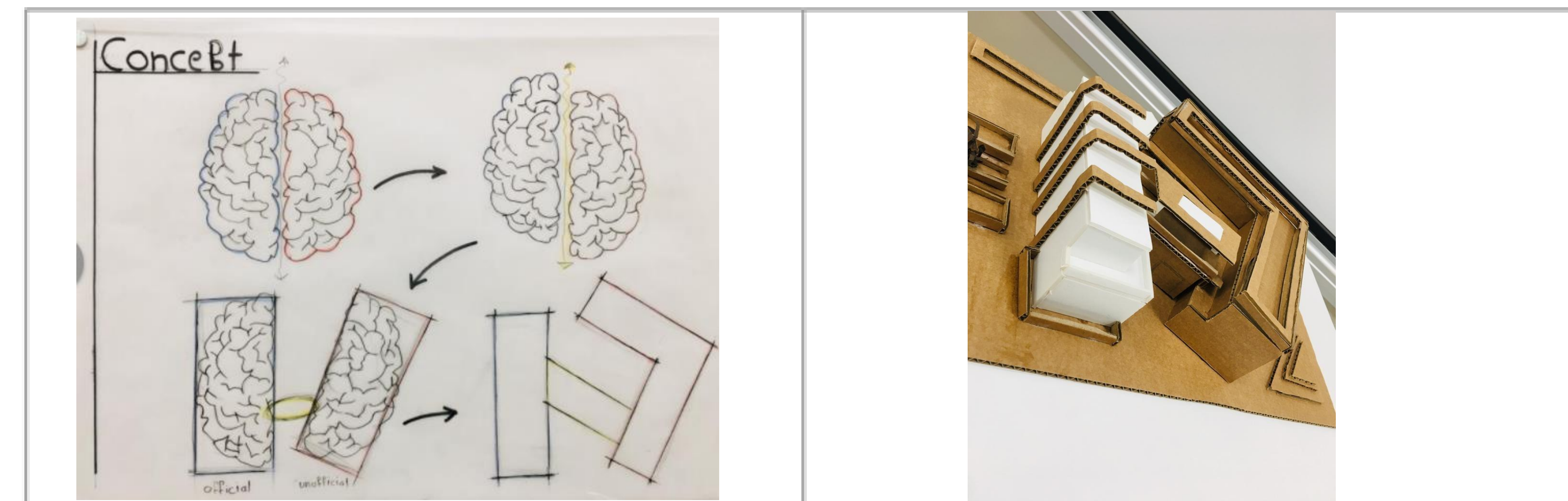
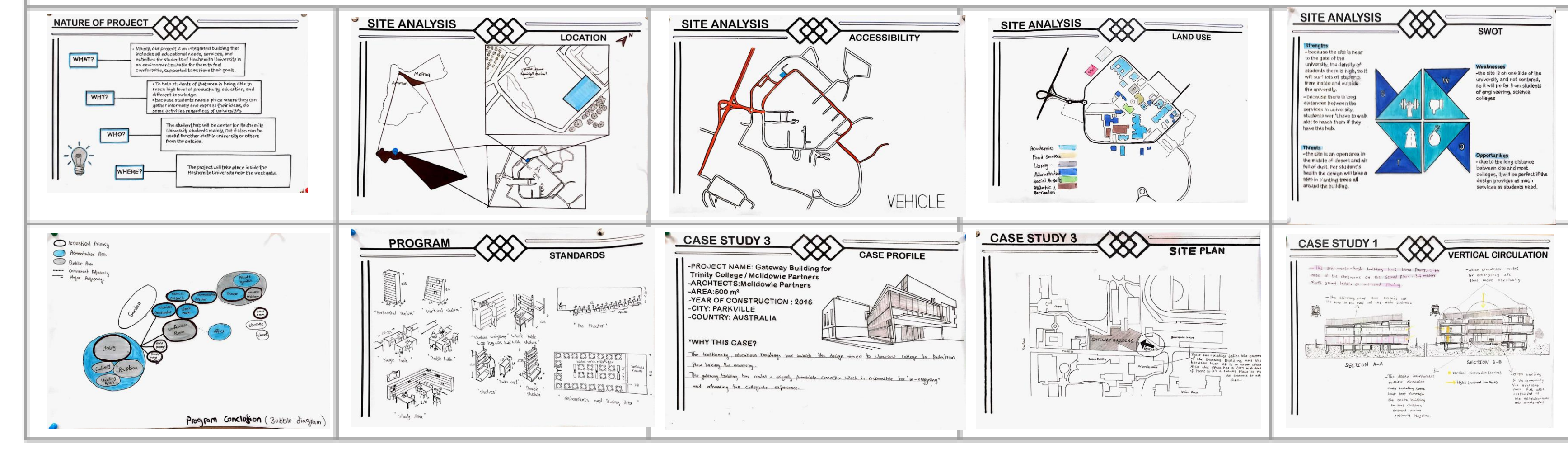


**IN ALL PHASES**

- Communicate effectively orally and graphically.
- Develop entrepreneurial skills and effective self-management,
- effectively manage tasks and resources within constrained time,
- Employ appropriate architectural communication and representational media including computer technology to present design,
- Work under pressure,
- Practice the neatness and aesthetics of design and approach,
- Respect all alternative solutions; change in the original plan of the project, different styles, culture, experience and treat others with respect,
- Contribute positively to aesthetic, architecture and urban identity, and cultural life of the community,
- apply professional expertise and skills to the benefit of society as a whole,

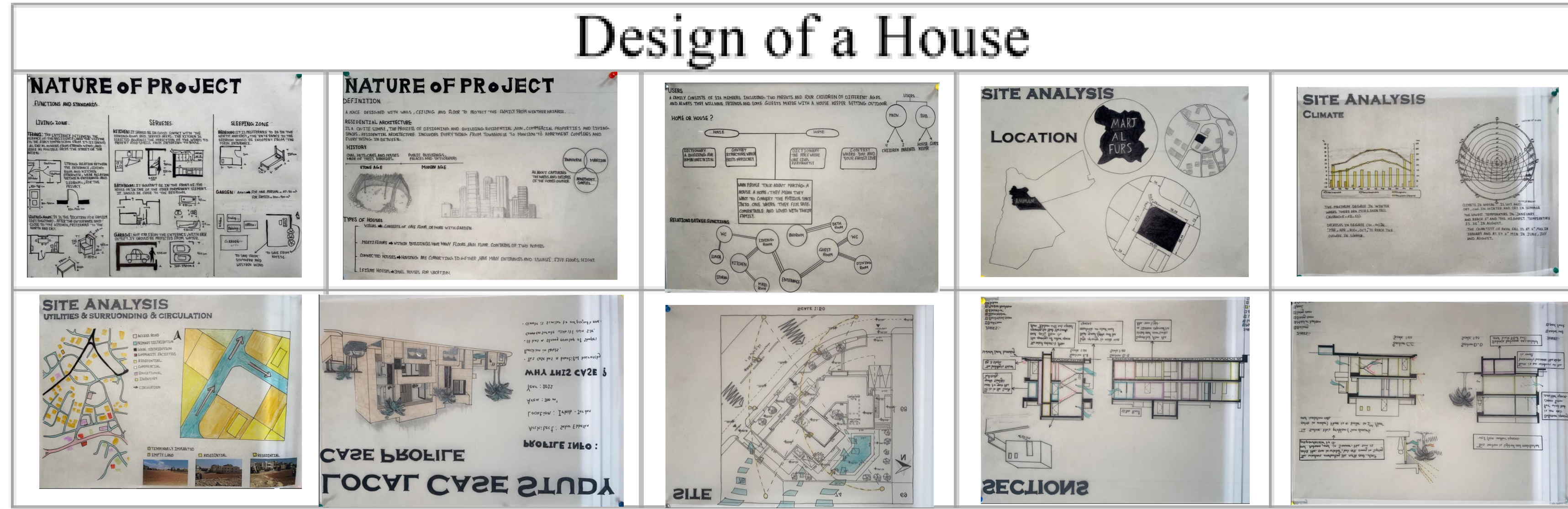


**Students Hub**




**PHASE 01: ANALYSIS PHASE**

- Understand the nature of your design projects.
- Employ primary methods of data collection and analysis to inform all aspects of the programming and design process.
- Classify and explain the related topics to your design developments projects.
- List the principles and design strategies of your projects design.
- Define the requirements, factors, and regulations that influence your design project.
- Select, analyze, and critique design precedents by choosing and analyzing case studies.
- Define, analyze, review, and criticize different design themes and strategies to compose architectural design programs for your design project
- Select one design theme and strategy to adapt it through over the design project time,
- Generate of architectural design programs,
- Recognize and analyze the site forces, context, and urban spatial structure,
- Identify site boundaries and environmental contexts and identify the principles of climatic considerations, energy consumption and efficiency in creative design.
- Develop co-operative teamwork skills.
- Transfer the knowledge that gained in the first year of architectural program into tools that can help to design architectural spaces, forms, with specific functions.


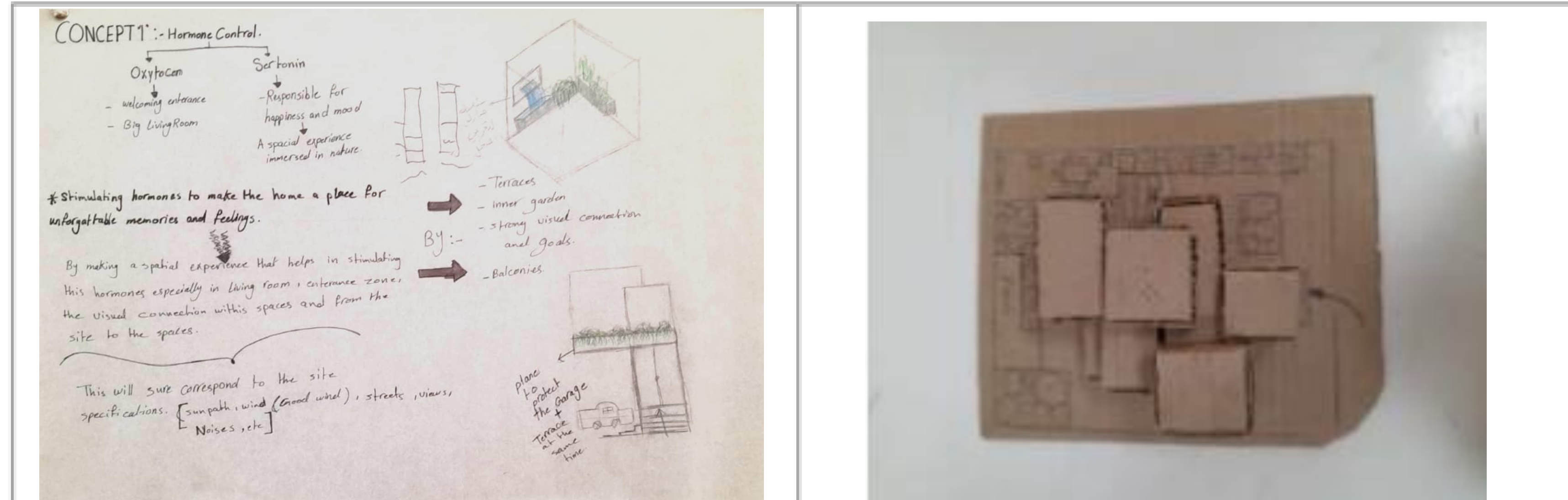


**Students Hub**




**PHASE 02: CONCEPT PHASE**

- Develop graphical thinking and communication skills in interpreting the design concept into spatial experience as it relates to your project design.
- Define strategies for problem-solving, conceptual development and poetic expression at all levels of the design processes of a building complex.
- Adapt critical thinking design processes by using inductive, deductive and abductive reasoning; and using analysis synthesis design cycle to structure the design knowledge and create three different conceptual design.
- Apply site analysis findings and buildings code to proper design concerning all environmental contexts: natural and man-made, in a positive contribution to them.
- Apply basic organizational, spatial, structural, and constructional principles to the conception and development of interior and exterior spaces, building elements, and components to develop three different conceptual and spatial design and models.
- Elaborate the conceptual, intellectual design that addresses issues and opportunities at the project scale, and critically synthesis the site conditions toward the development of innovative spatial experience. Define the in/out spaces and their relations to buildings.



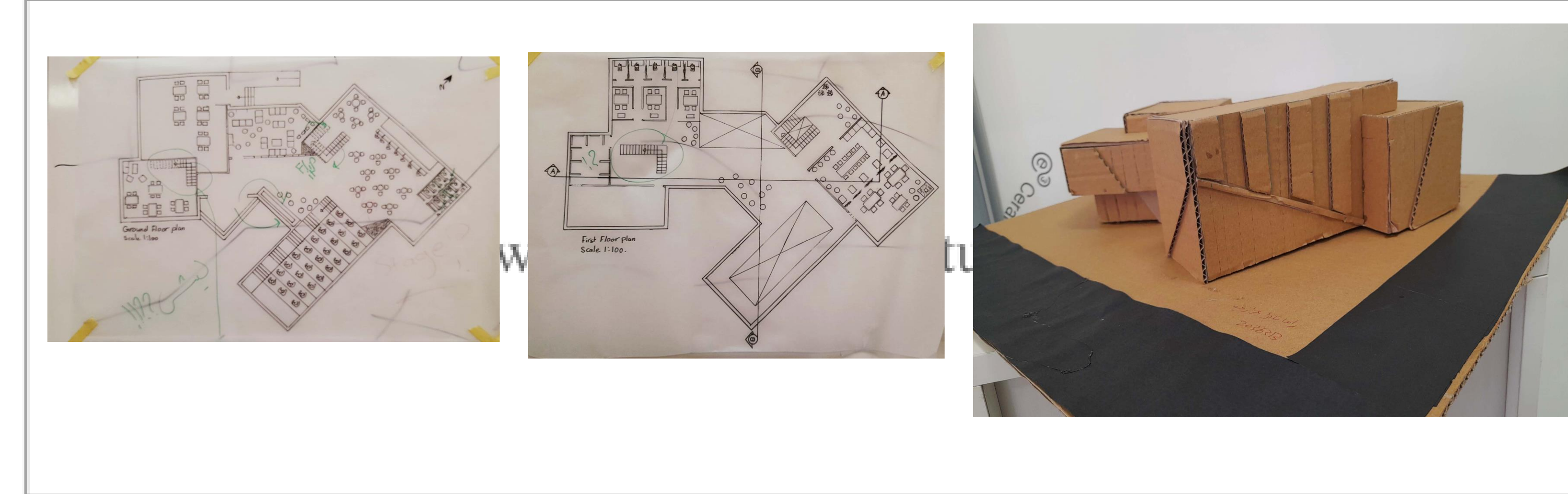
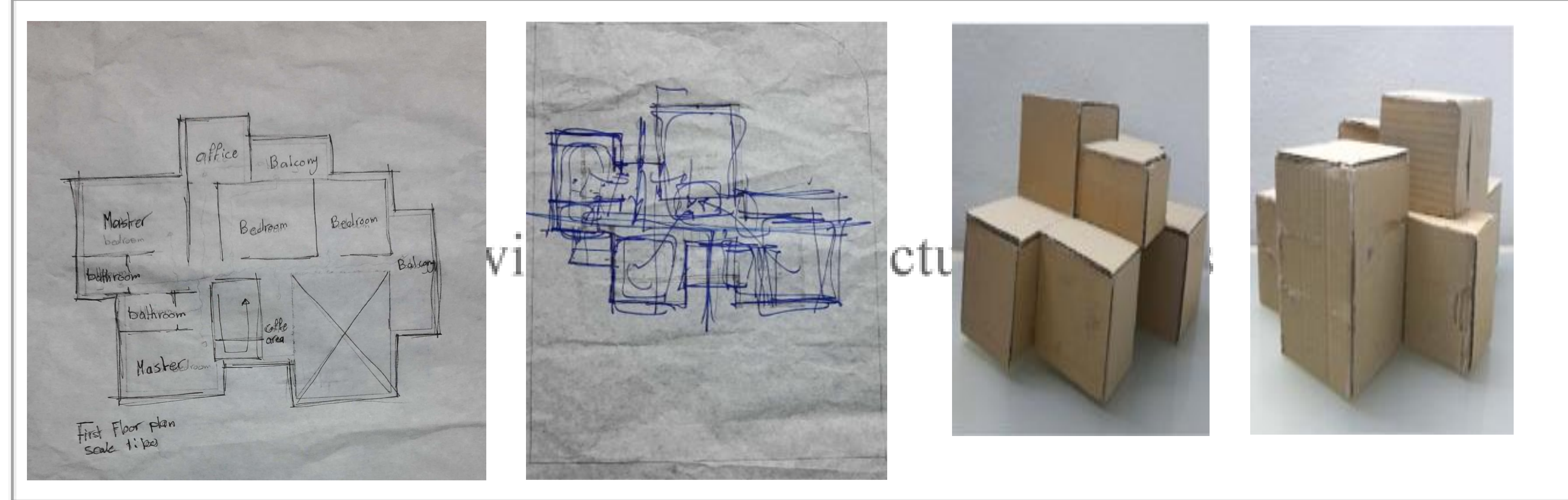
**PHASE 03: DESIGN DEVELOPMENT**

- Chose one design concept and developed it to more architectural details.
- Convert complex projects program into appropriate design forms using proper systems.
- Combine all previous knowledge to improve and develop the conceptual design.
- Apply the environmental considerations into design projects; for example, material selection, life cycle impacts, energy needs, orientation, local specific environmental concerns (if any).
- Solve different circulation systems (Vehicles, users circulation - indoor and outdoor).
- Deal with internal designs, indoor/outdoor spaces, spatial compositions and relationships, building codes, elevations, functions, forms, ...etc.
- Design the structural systems and construction technology.
- Respect all alternatives solutions.



**PHASE 04 / 05: PRE/FINAL PHASES**

- Develop a design to more technical details by using computer programs.
- Sell and present design ideas, concepts, and final design orally and graphically by using appropriate representational media, design-based software, different communicational skills, architectural vocabulary and related terminology.
- Evolve the developed design into final and detailed mature technical design project (final plans, elevations, sections, models, 3D perspectives, design booklet, architectural details, ...etc.).



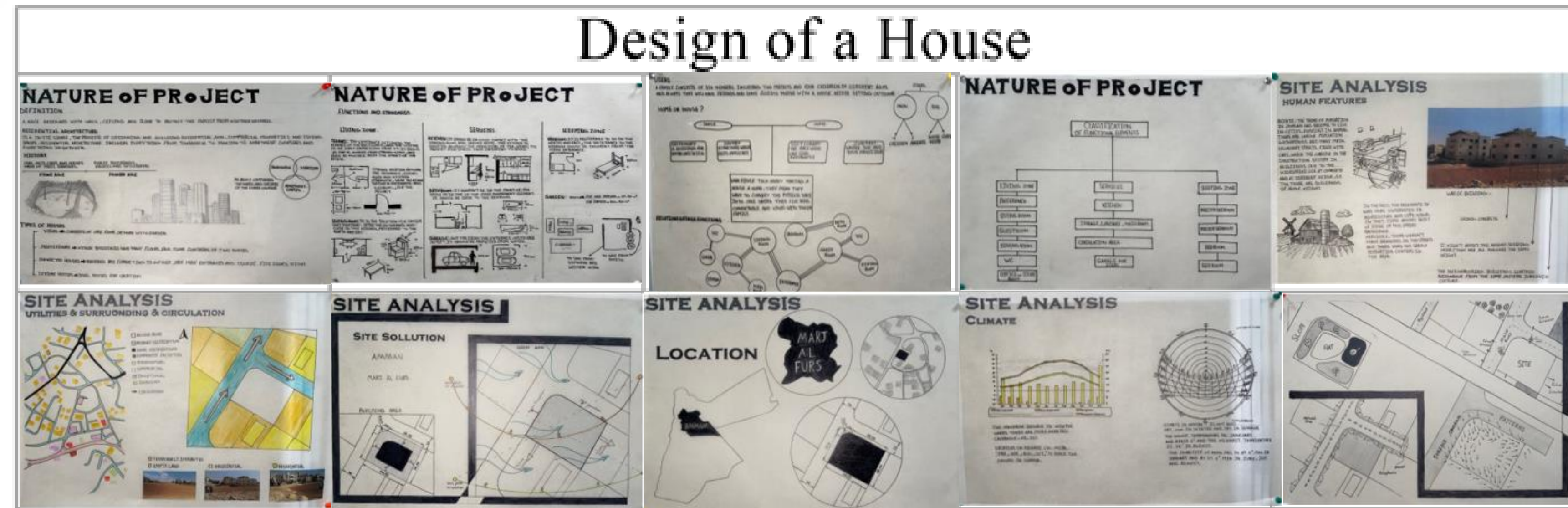
**IN ALL PHASES**

- Communicate effectively orally and graphically.
- Develop entrepreneurial skills and effective self-management,
- effectively manage tasks and resources within constrained time,
- Employ appropriate architectural communication and representational media including computer technology to present design,
- Work under pressure,
- Practice the neatness and aesthetics of design and approach,
- Respect all alternative solutions; change in the original plan of the project, different styles, culture, experience and treat others with respect,
- Contribute positively to aesthetic, architecture and urban identity, and cultural life of the community,
- apply professional expertise and skills to the benefit of society as a whole,




**PHASE 01: ANALYSIS PHASE**

- Understand the nature of your design projects.
- Employ primary methods of data collection and analysis to inform all aspects of the programming and design process.
- Classify and explain the related topics to your design developments projects.
- List the principles and design strategies of your projects design.
- Define the requirements, factors, and regulations that influence your design project.
- Select, analyze, and critique design precedents by choosing and analyzing case studies.
- Define, analyze, review, and criticize different design themes and strategies to compose architectural design programs for your design project
- Select one design theme and strategy to adapt it through over the design project time,
- Generate of architectural design programs,
- Recognize and analyze the site forces, context, and urban spatial structure,
- Identify site boundaries and environmental contexts and identify the principles of climatic considerations, energy consumption and efficiency in creative design.
- Develop co-operative teamwork skills.
- Transfer the knowledge that gained in the first year of architectural program into tools that can help to design architectural spaces, forms, with specific functions.


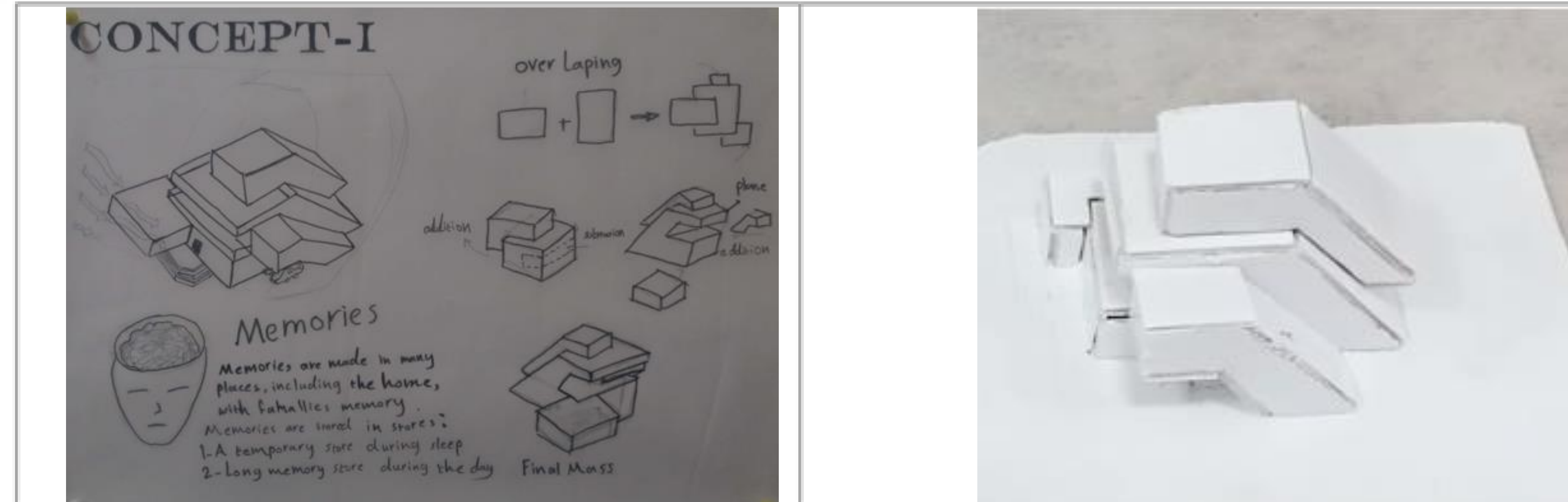


**Students Hub**



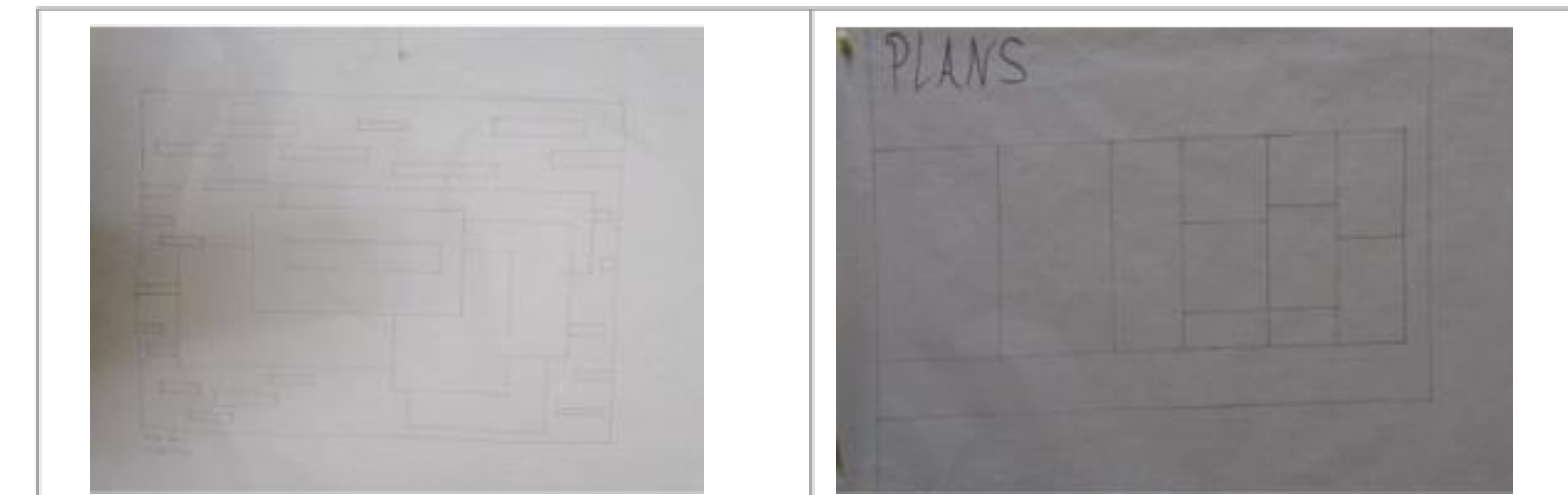
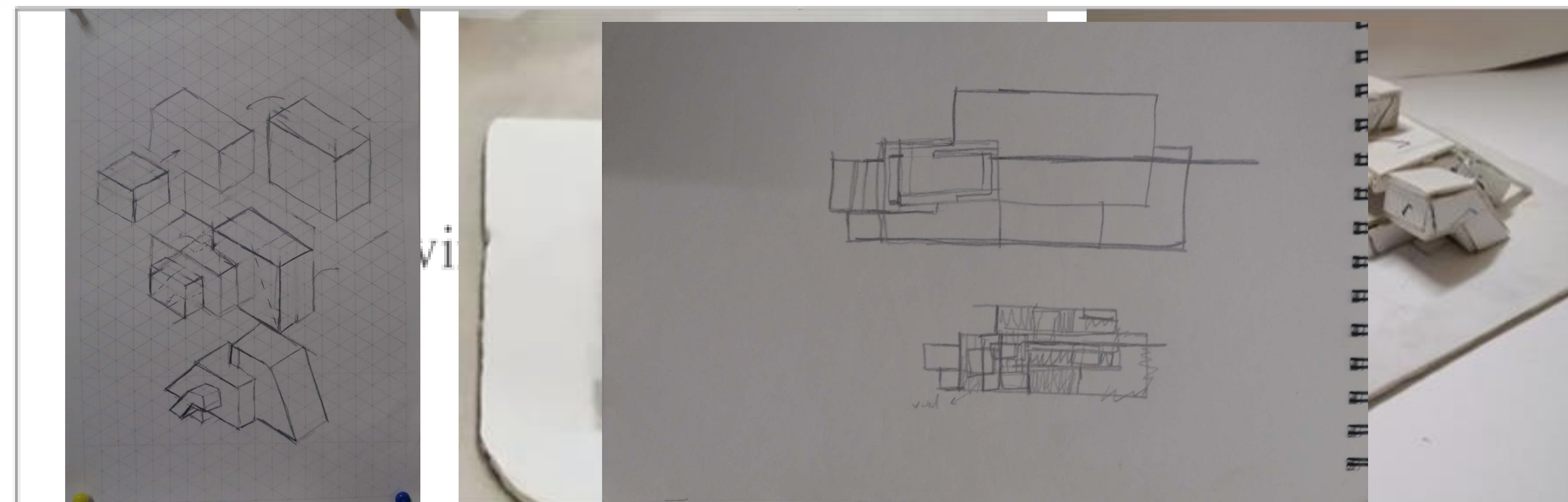
**PHASE 02: CONCEPT PHASE**

- Develop graphical thinking and communication skills in interpreting the design concept into spatial experience as it relates to your project design.
- Define strategies for problem-solving, conceptual development and poetic expression at all levels of the design processes of a building complex.
- Adapt critical thinking design processes by using inductive, deductive and abductive reasoning; and using analysis synthesis design cycle to structure the design knowledge and create three different conceptual design.
- Apply site analysis findings and buildings code to proper design concerning all environmental contexts: natural and man-made, in a positive contribution to them.
- Apply basic organizational, spatial, structural, and constructional principles to the conception and development of interior and exterior spaces, building elements, and components to develop three different conceptual and spatial design and models.
- Elaborate the conceptual, intellectual design that addresses issues and opportunities at the project scale, and critically synthesis the site conditions toward the development of innovative spatial experience. Define the in/out spaces and their relations to buildings.



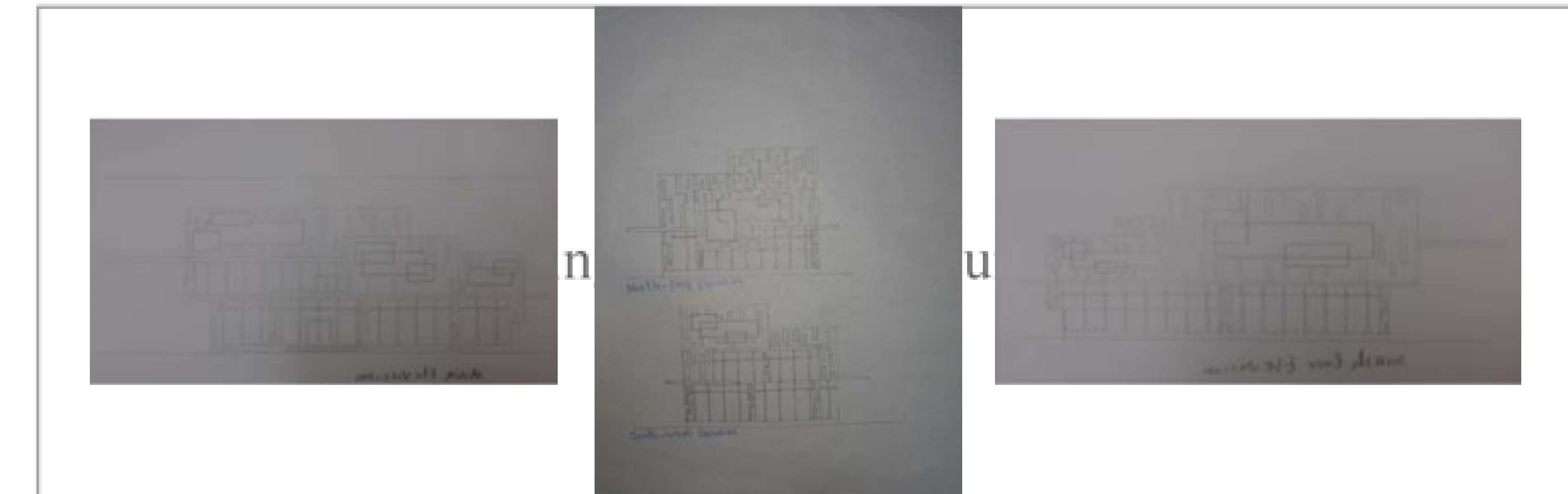
**PHASE 03: DESIGN DEVELOPMENT**

- Chose one design concept and developed it to more architectural details.
- Convert complex projects program into appropriate design forms using proper systems.
- Combine all previous knowledge to improve and develop the conceptual design.
- Apply the environmental considerations into design projects; for example, material selection, life cycle impacts, energy needs, orientation, local specific environmental concerns (if any).
- Solve different circulation systems (Vehicles, users circulation - indoor and outdoor).
- Deal with internal designs, indoor/outdoor spaces, spatial compositions and relationships, building codes, elevations, functions, forms, ....etc.
- Design the structural systems and construction technology.
- Respect all alternatives solutions.




**PHASE 04 / 05: PRE/FINAL PHASES**

- Develop a design to more technical details by using computer programs.
- Sell and present design ideas, concepts, and final design orally and graphically by using appropriate representational media, design-based software, different communicational skills, architectural vocabulary and related terminology.
- Evolve the developed design into final and detailed mature technical design project (final plans, elevations, sections, models, 3D perspectives, design booklet, architectural details, ...etc.).



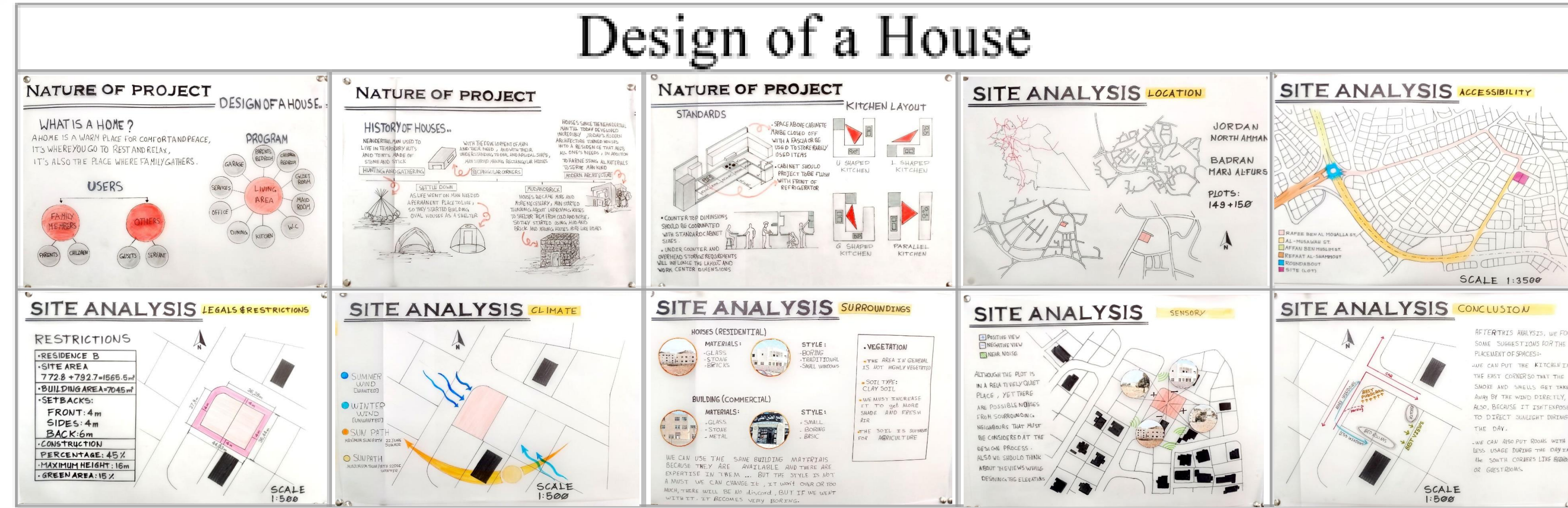
**IN ALL PHASES**

- Communicate effectively orally and graphically.
- Develop entrepreneurial skills and effective self-management,
- effectively manage tasks and resources within constrained time,
- Employ appropriate architectural communication and representational media including computer technology to present design,
- Work under pressure,
- Practice the neatness and aesthetics of design and approach,
- Respect all alternative solutions; change in the original plan of the project, different styles, culture, experience and treat others with respect,
- Contribute positively to aesthetic, architecture and urban identity, and cultural life of the community,
- apply professional expertise and skills to the benefit of society as a whole,

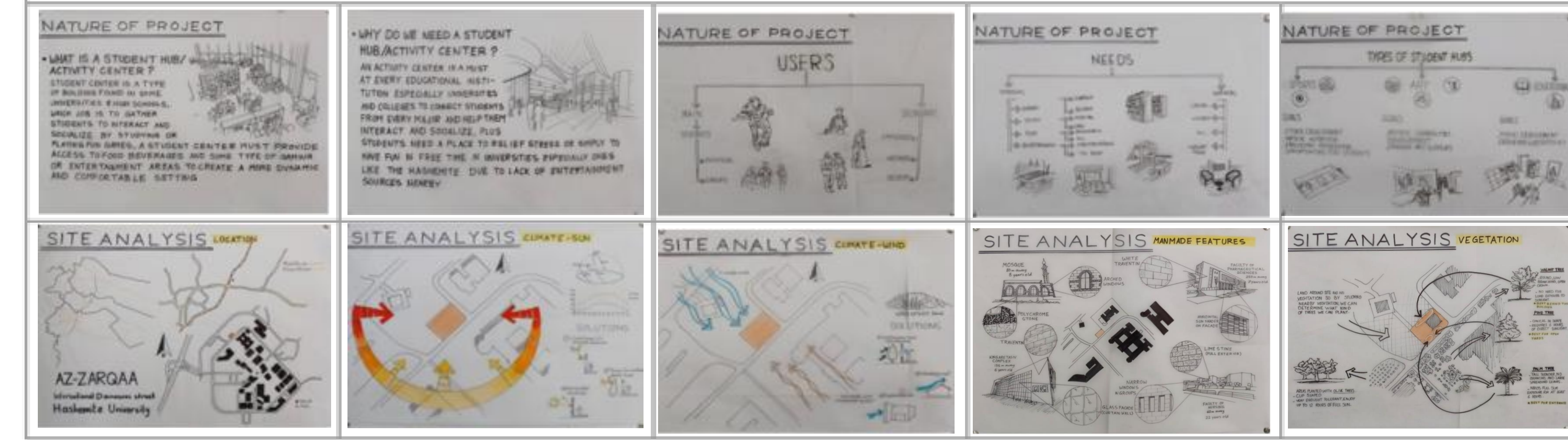


**PHASE 01: ANALYSIS PHASE**

- Understand the nature of your design projects.
- Employ primary methods of data collection and analysis to inform all aspects of the programming and design process.
- Classify and explain the related topics to your design developments projects.
- List the principles and design strategies of your projects design.
- Define the requirements, factors, and regulations that influence your design project.
- Select, analyze, and critique design precedents by choosing and analyzing case studies.
- Define, analyze, review, and criticize different design themes and strategies to compose architectural design programs for your design project
- Select one design theme and strategy to adapt it through over the design project time,
- Generate architectural design programs,
- Recognize and analyze the site forces, context, and urban spatial structure,
- Identify site boundaries and environmental contexts and identify the principles of climatic considerations, energy consumption and efficiency in creative design.
- Develop co-operative teamwork skills.
- Transfer the knowledge that gained in the first year of architectural program into tools that can help to design architectural spaces, forms, with specific functions.



**Students Hub**



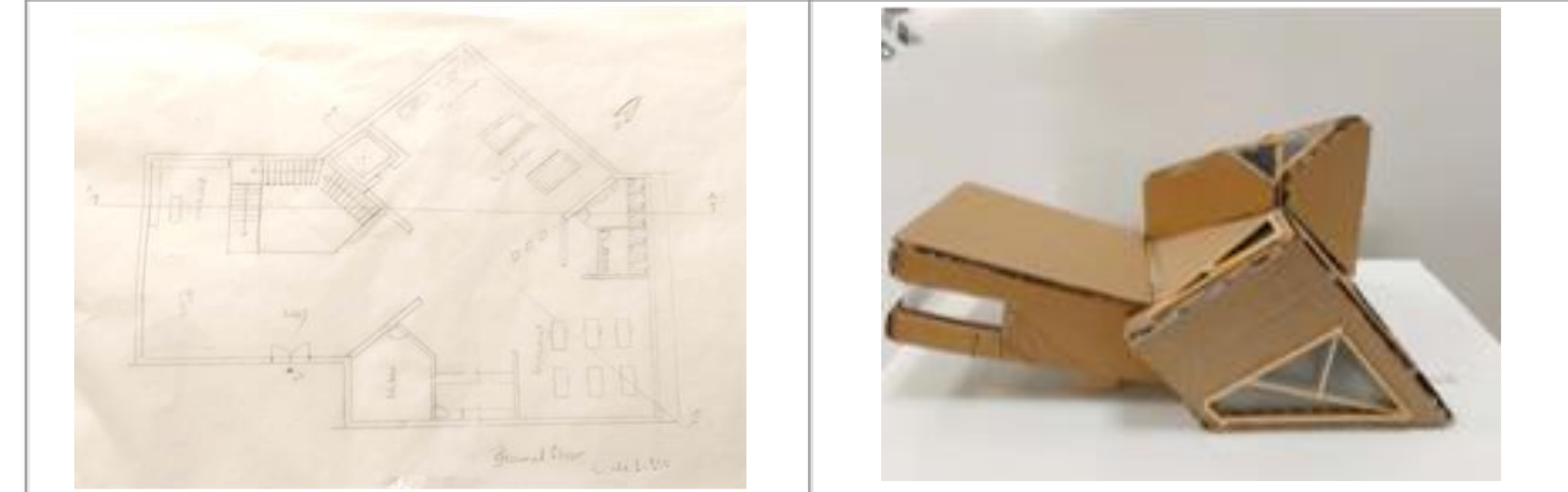
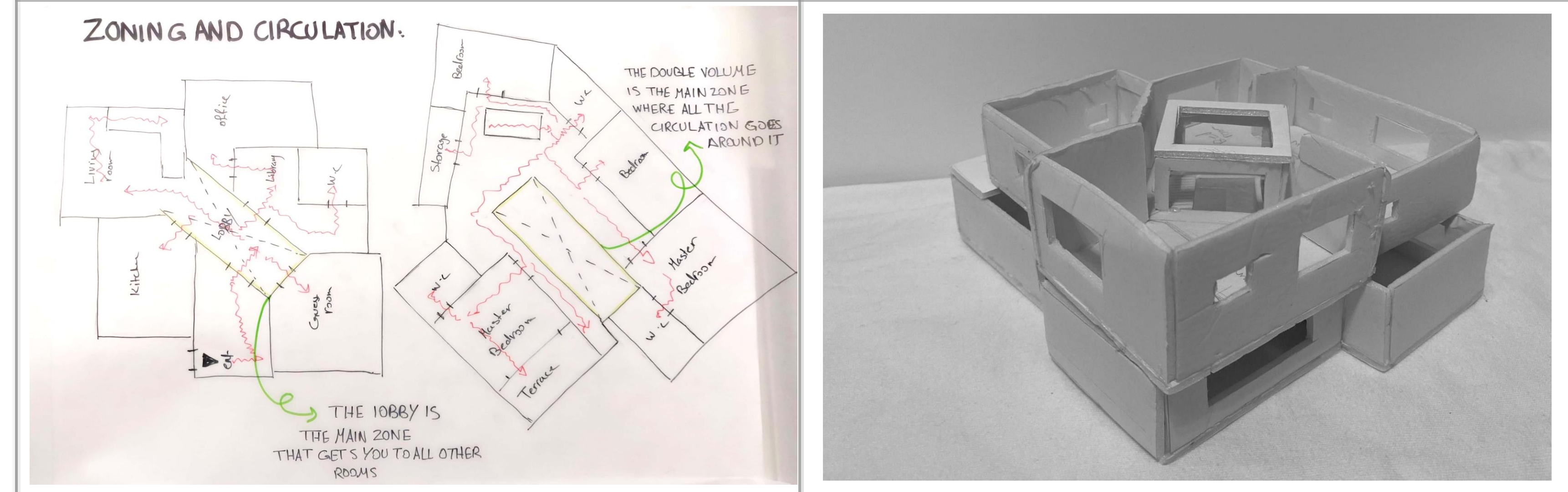
**PHASE 02: CONCEPT PHASE**

- Develop graphical thinking and communication skills in interpreting the design concept into spatial experience as it relates to your project design.
- Define strategies for problem-solving, conceptual development and poetic expression at all levels of the design processes of a building complex.
- Adapt critical thinking design processes by using inductive, deductive and abductive reasoning; and using analysis synthesis design cycle to structure the design knowledge and create three different conceptual design.
- Apply site analysis findings and buildings code to proper design concerning all environmental contexts: natural and man-made, in a positive contribution to them.
- Apply basic organizational, spatial, structural, and constructional principles to the conception and development of interior and exterior spaces, building elements, and components to develop three different conceptual and spatial design and models.
- Elaborate the conceptual, intellectual design that addresses issues and opportunities at the project scale, and critically synthesis the site conditions toward the development of innovative spatial experience. Define the in/out spaces and their relations to buildings.




**PHASE 03: DESIGN DEVELOPMENT**

- Chose one design concept and developed it to more architectural details.
- Convert complex projects program into appropriate design forms using proper systems.
- Combine all previous knowledge to improve and develop the conceptual design.
- Apply the environmental considerations into design projects; for example, material selection, life cycle impacts, energy needs, orientation, local specific environmental concerns (if any).
- Solve different circulation systems (Vehicles, users circulation - indoor and outdoor).
- Deal with internal designs, indoor/outdoor spaces, spatial compositions and relationships, building codes, elevations, functions, forms, ...etc.
- Design the structural systems and construction technology.
- Respect all alternatives solutions.



**PHASE 04 / 05: PRE/FINAL PHASES**

- Develop a design to more technical details by using computer programs.
- Sell and present design ideas, concepts, and final design orally and graphically by using appropriate representational media, design-based software, different communicational skills, architectural vocabulary and related terminology.
- Evolve the developed design into final and detailed mature technical design project (final plans, elevations, sections, models, 3D perspectives, design booklet, architectural details, ...etc.).



**IN ALL PHASES**

- Communicate effectively orally and graphically.
- Develop entrepreneurial skills and effective self-management,
- effectively manage tasks and resources within constrained time,
- Employ appropriate architectural communication and representational media including computer technology to present design,
- Work under pressure,
- Practice the neatness and aesthetics of design and approach,
- Respect all alternative solutions; change in the original plan of the project, different styles, culture, experience and treat others with respect,
- Contribute positively to aesthetic, architecture and urban identity, and cultural life of the community,
- apply professional expertise and skills to the benefit of society as a whole,

